

Form 8879-TE

IRS E-file Signature Authorization  
for a Tax Exempt Entity

OMB No. 1545-0047

Department of the Treasury  
Internal Revenue Service

For calendar year 2023, or fiscal year beginning 7/01, 2023, and ending 6/30, 2024

Do not send to the IRS. Keep for your records.  
Go to [www.irs.gov/Form8879TE](http://www.irs.gov/Form8879TE) for the latest information.

2023

Name of filer

Anna Maria Island Community Center

EIN or SSN

\*\*-\*\*\*6231

Name and title of officer or person subject to tax  
Christopher Culhane  
Executive Director

## Part I Type of Return and Return Information

Check the box for the return for which you are using this Form 8879-TE and enter the applicable amount, if any, from the return. Form 8038-CP and Form 5330 filers may enter dollars and cents. For all other forms, enter whole dollars only. If you check the box on line 1a, 2a, 3a, 4a, 5a, 6a, 7a, 8a, 9a, or 10a below, and the amount on that line for the return being filed with this form was blank, then leave line 1b, 2b, 3b, 4b, 5b, 6b, 7b, 8b, 9b, or 10b, whichever is applicable, blank (do not enter -0-). But, if you entered -0- on the return, then enter -0- on the applicable line below. Do not complete more than one line in Part I.

1a Form 990 check here	<input checked="" type="checkbox"/>	b Total revenue, if any (Form 990, Part VIII, column (A), line 12)	1b 1,778,589
2a Form 990-EZ check here	<input type="checkbox"/>	b Total revenue, if any (Form 990-EZ, line 9)	2b
3a Form 1120-POL check here	<input type="checkbox"/>	b Total tax (Form 1120-POL, line 22)	3b
4a Form 990-PF check here	<input type="checkbox"/>	b Tax based on investment income (Form 990-PF, Part V, line 5)	4b
5a Form 8868 check here	<input type="checkbox"/>	b Balance due (Form 8868, line 3c)	5b
6a Form 990-T check here	<input type="checkbox"/>	b Total tax (Form 990-T, Part III, line 4)	6b
7a Form 4720 check here	<input type="checkbox"/>	b Total tax (Form 4720, Part III, line 1)	7b
8a Form 5227 check here	<input type="checkbox"/>	b FMV of assets at end of tax year (Form 5227, Item D)	8b
9a Form 5330 check here	<input type="checkbox"/>	b Tax due (Form 5330, Part II, line 19)	9b
10a Form 8038-CP check here	<input type="checkbox"/>	b Amount of credit payment requested (Form 8038-CP, Part III, line 22)	10b

## Part II Declaration and Signature Authorization of Officer or Person Subject to Tax

Under penalties of perjury, I declare that ☒ I am an officer of the above entity or ☐ I am a person subject to tax with respect to (name of entity) \_\_\_\_\_, (EIN) \_\_\_\_\_ and that I have examined a copy of the 2023 electronic return and accompanying schedules and statements, and, to the best of my knowledge and belief, they are true, correct, and complete. I further declare that the amount in Part I above is the amount shown on the copy of the electronic return. I consent to allow my intermediate service provider, transmitter, or electronic return originator (ERO) to send the return to the IRS and to receive from the IRS (a) an acknowledgement of receipt or reason for rejection of the transmission, (b) the reason for any delay in processing the return or refund, and (c) the date of any refund. If applicable, I authorize the U.S. Treasury and its designated Financial Agent to initiate an electronic funds withdrawal (direct debit) entry to the financial institution account indicated in the tax preparation software for payment of the federal taxes owed on this return, and the financial institution to debit the entry to this account. To revoke a payment, I must contact the U.S. Treasury Financial Agent at 1-888-353-4537 no later than 2 business days prior to the payment (settlement) date. I also authorize the financial institutions involved in the processing of the electronic payment of taxes to receive confidential information necessary to answer inquiries and resolve issues related to the payment. I have selected a personal identification number (PIN) as my signature for the electronic return and, if applicable, the consent to electronic funds withdrawal.

## PIN: check one box only

☒ I authorize Ellenton CPA, LLC to enter my PIN 34216 as my signature  
ERO firm name Enter five numbers, but do not enter all zeros

on the tax year 2023 electronically filed return. If I have indicated within this return that a copy of the return is being filed with a state agency(ies) regulating charities as part of the IRS Fed/State program, I also authorize the aforementioned ERO to enter my PIN on the return's disclosure consent screen.

☐ As an officer or person subject to tax with respect to the entity, I will enter my PIN as my signature on the tax year 2023 electronically filed return. If I have indicated within this return that a copy of the return is being filed with a state agency(ies) regulating charities as part of the IRS Fed/State program, I will enter my PIN on the return's disclosure consent screen.

Signature of officer or person subject to tax

Date

Apr 30, 2025

## Part III Certification and Authentication

ERO's EFIN/PIN. Enter your six-digit electronic filing identification number (EFIN) followed by your five-digit self-selected PIN.

\*\*\*\*\*

Do not enter all zeros

I certify that the above numeric entry is my PIN, which is my signature on the 2023 electronically filed return indicated above. I confirm that I am submitting this return in accordance with the requirements of Pub. 4163, Modernized e-File (MeF) Information for Authorized IRS e-file Providers for Business Returns.

ERO's signature

Laura Chirichigno

Date

ERO Must Retain This Form — See Instructions

Do Not Submit This Form to the IRS Unless Requested To Do So

For Privacy Act and Paperwork Reduction Act Notice, see back of form.

Form 8879-TE (2023)

DAA

**Return of Organization Exempt From Income Tax**  
Under section 501(c), 527, or 4947(a)(1) of the Internal Revenue Code (except private foundations)  
Do not enter social security numbers on this form as it may be made public.  
Go to [www.irs.gov/Form990](http://www.irs.gov/Form990) for instructions and the latest information.

**A For the 2023 calendar year, or tax year beginning 07/01/23, and ending 06/30/24**

<b>B</b> Check if applicable: <input type="checkbox"/> Address change <input type="checkbox"/> Name change <input type="checkbox"/> Initial return <input type="checkbox"/> Final return/terminated <input type="checkbox"/> Amended return <input type="checkbox"/> Application pending	<b>C</b> Name of organization <div style="text-align: center; font-weight: bold; font-size: 1.2em;">Anna Maria Island Community Center</div> Doing business as Number and street (or P.O. box if mail is not delivered to street address) Room/suite <div style="display: flex; justify-content: space-between;"> <span><b>407 Magnolia Ave</b></span> <span></span> </div> City or town, state or province, country, and ZIP or foreign postal code <div style="display: flex; justify-content: space-between;"> <span><b>Anna Maria</b></span> <span><b>FL 34216</b></span> </div>	<b>D</b> Employer identification number <div style="text-align: center; font-weight: bold; font-size: 1.2em;">**-***6231</div> <b>E</b> Telephone number  <b>G</b> Gross receipts \$ <b>2,122,902</b>
<b>F</b> Name and address of principal officer: <div style="text-align: center; font-weight: bold; font-size: 1.2em;">Christopher Culhane</div> <div style="text-align: center; font-weight: bold; font-size: 1.2em;">407 Magnolia Ave</div> <div style="text-align: center; font-weight: bold; font-size: 1.2em;">Anna Maria FL 34216</div>		<b>H(a)</b> Is this a group return for subordinates? <input type="checkbox"/> Yes <input checked="" type="checkbox"/> No <b>H(b)</b> Are all subordinates included? <input type="checkbox"/> Yes <input type="checkbox"/> No If "No," attach a list. See instructions <b>H(c)</b> Group exemption number
<b>I</b> Tax-exempt status: <input checked="" type="checkbox"/> 501(c)(3) <input type="checkbox"/> 501(c) ( ) (insert no.) <input type="checkbox"/> 4947(a)(1) or <input type="checkbox"/> 527		
<b>J</b> Website: <b>www.centerami.org</b>		
<b>K</b> Form of organization: <input checked="" type="checkbox"/> Corporation <input type="checkbox"/> Trust <input type="checkbox"/> Association <input type="checkbox"/> Other		<b>L</b> Year of formation: <b>1960</b> <b>M</b> State of legal domicile: <b>FL</b>

**Part I Summary**

<b>Activities &amp; Governance</b>	<b>1</b> Briefly describe the organization's mission or most significant activities: <div style="text-align: center; font-weight: bold; font-size: 1.2em;">The mission of The Center of Anna Maria Island is to enhance the overall wellbeing of individuals of all ages, while preserving a sense of community through creative programs and partnerships.</div>													
	<b>2</b> Check this box <input type="checkbox"/> if the organization discontinued its operations or disposed of more than 25% of its net assets.													
	<b>3</b> Number of voting members of the governing body (Part VI, line 1a)	<b>3</b>												
	<b>4</b> Number of independent voting members of the governing body (Part VI, line 1b)	<b>9</b>												
	<b>5</b> Total number of individuals employed in calendar year 2023 (Part V, line 2a)	<b>31</b>												
	<b>6</b> Total number of volunteers (estimate if necessary)	<b>0</b>												
	<b>7a</b> Total unrelated business revenue from Part VIII, column (C), line 12	<b>0</b>												
	<b>b</b> Net unrelated business taxable income from Form 990-T, Part I, line 11	<b>0</b>												
<b>Revenue</b>	<b>8</b> Contributions and grants (Part VIII, line 1h) <b>9</b> Program service revenue (Part VIII, line 2g) <b>10</b> Investment income (Part VIII, column (A), lines 3, 4, and 7d) <b>11</b> Other revenue (Part VIII, column (A), lines 5, 6d, 8c, 9c, 10c, and 11e) <b>12</b> Total revenue – add lines 8 through 11 (must equal Part VIII, column (A), line 12)	<table border="1" style="width:100%; border-collapse: collapse;"> <thead> <tr> <th style="width:50%;">Prior Year</th> <th style="width:50%;">Current Year</th> </tr> </thead> <tbody> <tr><td style="text-align: right;">461,270</td><td style="text-align: right;">557,262</td></tr> <tr><td style="text-align: right;">780,039</td><td style="text-align: right;">901,156</td></tr> <tr><td style="text-align: right;">0</td><td style="text-align: right;">0</td></tr> <tr><td style="text-align: right;">214,679</td><td style="text-align: right;">320,171</td></tr> <tr><td style="text-align: right;">1,455,988</td><td style="text-align: right;">1,778,589</td></tr> </tbody> </table>	Prior Year	Current Year	461,270	557,262	780,039	901,156	0	0	214,679	320,171	1,455,988	1,778,589
Prior Year	Current Year													
461,270	557,262													
780,039	901,156													
0	0													
214,679	320,171													
1,455,988	1,778,589													
<b>Expenses</b>	<b>13</b> Grants and similar amounts paid (Part IX, column (A), lines 1–3) <b>14</b> Benefits paid to or for members (Part IX, column (A), line 4) <b>15</b> Salaries, other compensation, employee benefits (Part IX, column (A), lines 5–10) <b>16a</b> Professional fundraising fees (Part IX, column (A), line 11e) <b>b</b> Total fundraising expenses (Part IX, column (D), line 25) <b>274,330</b> <b>17</b> Other expenses (Part IX, column (A), lines 11a–11d, 11f–24e) <b>18</b> Total expenses. Add lines 13–17 (must equal Part IX, column (A), line 25) <b>19</b> Revenue less expenses. Subtract line 18 from line 12	<table border="1" style="width:100%; border-collapse: collapse;"> <tbody> <tr><td style="text-align: right;">0</td></tr> <tr><td style="text-align: right;">0</td></tr> <tr><td style="text-align: right;">722,720</td></tr> <tr><td style="text-align: right;">0</td></tr> <tr><td style="text-align: right;">980,541</td></tr> <tr><td style="text-align: right;">1,703,261</td></tr> <tr><td style="text-align: right;">1,677,499</td></tr> <tr><td style="text-align: right;">-247,273</td></tr> <tr><td style="text-align: right;">101,090</td></tr> </tbody> </table>	0	0	722,720	0	980,541	1,703,261	1,677,499	-247,273	101,090			
0														
0														
722,720														
0														
980,541														
1,703,261														
1,677,499														
-247,273														
101,090														
<b>Net Assets or Fund Balances</b>	<b>20</b> Total assets (Part X, line 16) <b>21</b> Total liabilities (Part X, line 26) <b>22</b> Net assets or fund balances. Subtract line 21 from line 20	<table border="1" style="width:100%; border-collapse: collapse;"> <thead> <tr> <th style="width:50%;">Beginning of Current Year</th> <th style="width:50%;">End of Year</th> </tr> </thead> <tbody> <tr><td style="text-align: right;">4,373,969</td><td style="text-align: right;">4,472,961</td></tr> <tr><td style="text-align: right;">389,779</td><td style="text-align: right;">387,681</td></tr> <tr><td style="text-align: right;">3,984,190</td><td style="text-align: right;">4,085,280</td></tr> </tbody> </table>	Beginning of Current Year	End of Year	4,373,969	4,472,961	389,779	387,681	3,984,190	4,085,280				
Beginning of Current Year	End of Year													
4,373,969	4,472,961													
389,779	387,681													
3,984,190	4,085,280													

**Part II Signature Block**

Under penalties of perjury, I declare that I have examined this return, including accompanying schedules and statements, and to the best of my knowledge and belief, it is true, correct, and complete. Declaration of preparer (other than officer) is based on all information of which preparer has any knowledge.

<b>Sign Here</b>	<div style="display: flex; justify-content: space-between;"> <div style="width:60%;">             Signature of officer  <div style="text-align: center; font-weight: bold; font-size: 1.2em;">Christopher Culhane</div>           Type or print name and title  <div style="text-align: center; font-weight: bold; font-size: 1.2em;">Executive Director</div> </div> <div style="width:35%;">             Apr 30, 2025              Date           </div> </div>												
<b>Paid Preparer Use Only</b>	<table border="1" style="width:100%; border-collapse: collapse;"> <tr> <td style="width:40%;">Print/Type preparer's name <b>Laura Chirichigno CGMA CFF CPA</b></td> <td style="width:30%;">Preparer's signature </td> <td style="width:10%;">Date <b>04/30/25</b></td> <td style="width:20%;">Check <input type="checkbox"/> if self-employed PTIN <b>*****</b></td> </tr> <tr> <td colspan="2">Firm's name <b>Ellenton CPA. LLC</b></td> <td colspan="2">Firm's EIN <b>**--***7337</b></td> </tr> <tr> <td colspan="2">Firm's address <b>1001 3rd Ave W Ste 440 Bradenton, FL 34205</b></td> <td colspan="2">Phone no. <b>941-345-1682</b></td> </tr> </table>	Print/Type preparer's name <b>Laura Chirichigno CGMA CFF CPA</b>	Preparer's signature 	Date <b>04/30/25</b>	Check <input type="checkbox"/> if self-employed PTIN <b>*****</b>	Firm's name <b>Ellenton CPA. LLC</b>		Firm's EIN <b>**--***7337</b>		Firm's address <b>1001 3rd Ave W Ste 440 Bradenton, FL 34205</b>		Phone no. <b>941-345-1682</b>	
Print/Type preparer's name <b>Laura Chirichigno CGMA CFF CPA</b>	Preparer's signature 	Date <b>04/30/25</b>	Check <input type="checkbox"/> if self-employed PTIN <b>*****</b>										
Firm's name <b>Ellenton CPA. LLC</b>		Firm's EIN <b>**--***7337</b>											
Firm's address <b>1001 3rd Ave W Ste 440 Bradenton, FL 34205</b>		Phone no. <b>941-345-1682</b>											

**Part III Statement of Program Service Accomplishments**

Check if Schedule O contains a response or note to any line in this Part III

**1** Briefly describe the organization's mission:

**The mission of The Center of Anna Maria Island is to enhance the overall wellbeing of individuals of all ages, while preserving a sense of community through creative programs and partnerships.**

**2** Did the organization undertake any significant program services during the year which were not listed on the prior Form 990 or 990-EZ? ☐ Yes ☒ No

If "Yes," describe these new services on Schedule O.

**3** Did the organization cease conducting, or make significant changes in how it conducts, any program services? ☐ Yes ☒ No

If "Yes," describe these changes on Schedule O.

**4** Describe the organization's program service accomplishments for each of its three largest program services, as measured by expenses. Section 501(c)(3) and 501(c)(4) organizations are required to report the amount of grants and allocations to others, the total expenses, and revenue, if any, for each program service reported.**4a** (Code: ) (Expenses \$ **121,729** including grants of\$ ) (Revenue \$ )

**THE FITNESS CENTER ALSO SERVES DIVERSE DEMOGRAPHICS BY PROVIDING HEALTH AND FITNESS OPORTUNITIES TO ALL AGES VIA OUR ALL INCLUSIVE MEMBERSHIP STRUCTURE. QUALITY HEALTH AND FITNESS PROGRAMS THAT ENABLE SENIORS TO STAY ACTIVE AND HEALTHIER LONGER AND PROGRAMS SUCH AS SILVER SNEAKERS ALLOW FOR THE SERVICES TO BE AVAILABLE AT NO COST TO THEM, A FORM OF PREVENTIVE HEALTH CARE PROVIDED BY MEDICARE.**

**4b** (Code: ) (Expenses \$ **42,964** including grants of\$ ) (Revenue \$ )

**THE SPORTS CENTER PROVIDES SPORTS PROGRAMS FOR BOTH YOUTH AND ADULTS, AGES 3 AND UP. WE PROVIDE YEAR ROUND OPPORTUNITIES TO COMPETE IN RECREATIONAL SPORTS LEAGUES LIKE SOCCER, BASKETBALL, FLAG FOOTBALL, ETC. OUR TEAMS ARE COED AND GENERALLY SERVE CLOSE TO 300 YOUTH AND 200 ADULTS PER YEAR. ADDITIONALLY, THE CENTER PROVIDES OPPORTUNTIES TO PARTICIPATE IN TENNIS AND PICKLE BALL 6 OUT OF 7 DAYS PER WEEK.**

**4c** (Code: ) (Expenses \$ **581,818** including grants of\$ ) (Revenue \$ )**See Schedule O****4d** Other program services (Describe on Schedule O.)(Expenses \$ **534,499** including grants of\$ ) (Revenue \$ )**4e** Total program service expenses **1,281,010**

**Part IV Checklist of Required Schedules**

	Yes	No
<b>1</b> Is the organization described in section 501(c)(3) or 4947(a)(1) (other than a private foundation)? <i>If "Yes," complete Schedule A</i>	<b>X</b>	
<b>2</b> Is the organization required to complete Schedule B, Schedule of Contributors? See instructions		<b>X</b>
<b>3</b> Did the organization engage in direct or indirect political campaign activities on behalf of or in opposition to candidates for public office? <i>If "Yes," complete Schedule C, Part I</i>		<b>X</b>
<b>4 Section 501(c)(3) organizations.</b> Did the organization engage in lobbying activities, or have a section 501(h) election in effect during the tax year? <i>If "Yes," complete Schedule C, Part II</i>		<b>X</b>
<b>5</b> Is the organization a section 501(c)(4), 501(c)(5), or 501(c)(6) organization that receives membership dues, assessments, or similar amounts as defined in Rev. Proc. 98-19? <i>If "Yes," complete Schedule C, Part III</i>		<b>X</b>
<b>6</b> Did the organization maintain any donor advised funds or any similar funds or accounts for which donors have the right to provide advice on the distribution or investment of amounts in such funds or accounts? <i>If "Yes," complete Schedule D, Part I</i>		<b>X</b>
<b>7</b> Did the organization receive or hold a conservation easement, including easements to preserve open space, the environment, historic land areas, or historic structures? <i>If "Yes," complete Schedule D, Part II</i>		<b>X</b>
<b>8</b> Did the organization maintain collections of works of art, historical treasures, or other similar assets? <i>If "Yes," complete Schedule D, Part III</i>		<b>X</b>
<b>9</b> Did the organization report an amount in Part X, line 21, for escrow or custodial account liability; serve as a custodian for amounts not listed in Part X; or provide credit counseling, debt management, credit repair, or debt negotiation services? <i>If "Yes," complete Schedule D, Part IV</i>		<b>X</b>
<b>10</b> Did the organization, directly or through a related organization, hold assets in donor-restricted endowments or in quasi-endowments? <i>If "Yes," complete Schedule D, Part V</i>		<b>X</b>
<b>11</b> If the organization's answer to any of the following questions is "Yes," then complete Schedule D, Parts VI, VII, VIII, IX, or X, as applicable.		
<b>a</b> Did the organization report an amount for land, buildings, and equipment in Part X, line 10? <i>If "Yes," complete Schedule D, Part VI</i>	<b>X</b>	
<b>b</b> Did the organization report an amount for investments—other securities in Part X, line 12, that is 5% or more of its total assets reported in Part X, line 16? <i>If "Yes," complete Schedule D, Part VII</i>		<b>X</b>
<b>c</b> Did the organization report an amount for investments—program related in Part X, line 13, that is 5% or more of its total assets reported in Part X, line 16? <i>If "Yes," complete Schedule D, Part VIII</i>		<b>X</b>
<b>d</b> Did the organization report an amount for other assets in Part X, line 15, that is 5% or more of its total assets reported in Part X, line 16? <i>If "Yes," complete Schedule D, Part IX</i>	<b>X</b>	
<b>e</b> Did the organization report an amount for other liabilities in Part X, line 25? <i>If "Yes," complete Schedule D, Part X</i>	<b>X</b>	
<b>f</b> Did the organization's separate or consolidated financial statements for the tax year include a footnote that addresses the organization's liability for uncertain tax positions under FIN 48 (ASC 740)? <i>If "Yes," complete Schedule D, Part X</i>		<b>X</b>
<b>12a</b> Did the organization obtain separate, independent audited financial statements for the tax year? <i>If "Yes," complete Schedule D, Parts XI and XII</i>	<b>X</b>	
<b>b</b> Was the organization included in consolidated, independent audited financial statements for the tax year? <i>If "Yes," and if the organization answered "No" to line 12a, then completing Schedule D, Parts XI and XII is optional</i>		<b>X</b>
<b>13</b> Is the organization a school described in section 170(b)(1)(A)(ii)? <i>If "Yes," complete Schedule E</i>		<b>X</b>
<b>14a</b> Did the organization maintain an office, employees, or agents outside of the United States?		<b>X</b>
<b>b</b> Did the organization have aggregate revenues or expenses of more than \$10,000 from grantmaking, fundraising, business, investment, and program service activities outside the United States, or aggregate foreign investments valued at \$100,000 or more? <i>If "Yes," complete Schedule F, Parts I and IV</i>		<b>X</b>
<b>15</b> Did the organization report on Part IX, column (A), line 3, more than \$5,000 of grants or other assistance to or for any foreign organization? <i>If "Yes," complete Schedule F, Parts II and IV</i>		<b>X</b>
<b>16</b> Did the organization report on Part IX, column (A), line 3, more than \$5,000 of aggregate grants or other assistance to or for foreign individuals? <i>If "Yes," complete Schedule F, Parts III and IV</i>		<b>X</b>
<b>17</b> Did the organization report a total of more than \$15,000 of expenses for professional fundraising services on Part IX, column (A), lines 6 and 11e? <i>If "Yes," complete Schedule G, Part I. See instructions</i>		<b>X</b>
<b>18</b> Did the organization report more than \$15,000 total of fundraising event gross income and contributions on Part VIII, lines 1c and 8a? <i>If "Yes," complete Schedule G, Part II</i>	<b>X</b>	
<b>19</b> Did the organization report more than \$15,000 of gross income from gaming activities on Part VIII, line 9a? <i>If "Yes," complete Schedule G, Part III</i>		<b>X</b>
<b>20a</b> Did the organization operate one or more hospital facilities? <i>If "Yes," complete Schedule H</i>		<b>X</b>
<b>b</b> If "Yes" to line 20a, did the organization attach a copy of its audited financial statements to this return?		
<b>21</b> Did the organization report more than \$5,000 of grants or other assistance to any domestic organization or domestic government on Part IX, column (A), line 1? <i>If "Yes," complete Schedule I, Parts I and II</i>		<b>X</b>

**Part IV Checklist of Required Schedules (continued)**

	Yes	No
<b>22</b> Did the organization report more than \$5,000 of grants or other assistance to or for domestic individuals on Part IX, column (A), line 2? <i>If "Yes," complete Schedule I, Parts I and III</i>	<b>22</b>	<b>X</b>
<b>23</b> Did the organization answer "Yes" to Part VII, Section A, line 3, 4, or 5 about compensation of the organization's current and former officers, directors, trustees, key employees, and highest compensated employees? <i>If "Yes," complete Schedule J</i>	<b>23</b>	<b>X</b>
<b>24a</b> Did the organization have a tax-exempt bond issue with an outstanding principal amount of more than \$100,000 as of the last day of the year, that was issued after December 31, 2002? <i>If "Yes," answer lines 24b through 24d and complete Schedule K. If "No," go to line 25a</i>	<b>24a</b>	<b>X</b>
<b>b</b> Did the organization invest any proceeds of tax-exempt bonds beyond a temporary period exception?	<b>24b</b>	
<b>c</b> Did the organization maintain an escrow account other than a refunding escrow at any time during the year to defease any tax-exempt bonds?	<b>24c</b>	
<b>d</b> Did the organization act as an "on behalf of" issuer for bonds outstanding at any time during the year?	<b>24d</b>	
<b>25a Section 501(c)(3), 501(c)(4), and 501(c)(29) organizations.</b> Did the organization engage in an excess benefit transaction with a disqualified person during the year? <i>If "Yes," complete Schedule L, Part I</i>	<b>25a</b>	<b>X</b>
<b>b</b> Is the organization aware that it engaged in an excess benefit transaction with a disqualified person in a prior year, and that the transaction has not been reported on any of the organization's prior Forms 990 or 990-EZ? <i>If "Yes," complete Schedule L, Part I</i>	<b>25b</b>	<b>X</b>
<b>26</b> Did the organization report any amount on Part X, line 5 or 22, for receivables from or payables to any current or former officer, director, trustee, key employee, creator or founder, substantial contributor, or 35% controlled entity or family member of any of these persons? <i>If "Yes," complete Schedule L, Part II</i>	<b>26</b>	<b>X</b>
<b>27</b> Did the organization provide a grant or other assistance to any current or former officer, director, trustee, key employee, creator or founder, substantial contributor or employee thereof, a grant selection committee member, or to a 35% controlled entity (including an employee thereof) or family member of any of these persons? <i>If "Yes," complete Schedule L, Part III</i>	<b>27</b>	<b>X</b>
<b>28</b> Was the organization a party to a business transaction with one of the following parties? (See the Schedule L, Part IV, instructions for applicable filing thresholds, conditions, and exceptions).		
<b>a</b> A current or former officer, director, trustee, key employee, creator or founder, or substantial contributor? <i>If "Yes," complete Schedule L, Part IV</i>	<b>28a</b>	<b>X</b>
<b>b</b> A family member of any individual described in line 28a? <i>If "Yes," complete Schedule L, Part IV</i>	<b>28b</b>	<b>X</b>
<b>c</b> A 35% controlled entity of one or more individuals and/or organizations described in line 28a or 28b? <i>If "Yes," complete Schedule L, Part IV</i>	<b>28c</b>	<b>X</b>
<b>29</b> Did the organization receive more than \$25,000 in noncash contributions? <i>If "Yes," complete Schedule M</i>	<b>29</b>	<b>X</b>
<b>30</b> Did the organization receive contributions of art, historical treasures, or other similar assets, or qualified conservation contributions? <i>If "Yes," complete Schedule M</i>	<b>30</b>	<b>X</b>
<b>31</b> Did the organization liquidate, terminate, or dissolve and cease operations? <i>If "Yes," complete Schedule N, Part I</i>	<b>31</b>	<b>X</b>
<b>32</b> Did the organization sell, exchange, dispose of, or transfer more than 25% of its net assets? <i>If "Yes," complete Schedule N, Part II</i>	<b>32</b>	<b>X</b>
<b>33</b> Did the organization own 100% of an entity disregarded as separate from the organization under Regulations sections 301.7701-2 and 301.7701-3? <i>If "Yes," complete Schedule R, Part I</i>	<b>33</b>	<b>X</b>
<b>34</b> Was the organization related to any tax-exempt or taxable entity? <i>If "Yes," complete Schedule R, Part II, III, or IV, and Part V, line 1</i>	<b>34</b>	<b>X</b>
<b>35a</b> Did the organization have a controlled entity within the meaning of section 512(b)(13)?	<b>35a</b>	<b>X</b>
<b>b</b> If "Yes" to line 35a, did the organization receive any payment from or engage in any transaction with a controlled entity within the meaning of section 512(b)(13)? <i>If "Yes," complete Schedule R, Part V, line 2</i>	<b>35b</b>	
<b>36 Section 501(c)(3) organizations.</b> Did the organization make any transfers to an exempt non-charitable related organization? <i>If "Yes," complete Schedule R, Part V, line 2</i>	<b>36</b>	<b>X</b>
<b>37</b> Did the organization conduct more than 5% of its activities through an entity that is not a related organization and that is treated as a partnership for federal income tax purposes? <i>If "Yes," complete Schedule R, Part VI</i>	<b>37</b>	<b>X</b>
<b>38</b> Did the organization complete Schedule O and provide explanations on Schedule O for Part VI, lines 11b and 19? <b>Note:</b> All Form 990 filers are required to complete Schedule O.	<b>38</b>	<b>X</b>

**Part V Statements Regarding Other IRS Filings and Tax Compliance**Check if Schedule O contains a response or note to any line in this Part V ☐

	Yes	No
<b>1a</b> Enter the number reported in box 3 of Form 1096. Enter -0- if not applicable	<b>1a</b>	<b>1</b>
<b>b</b> Enter the number of Forms W-2G included on line 1a. Enter -0- if not applicable	<b>1b</b>	<b>0</b>
<b>c</b> Did the organization comply with backup withholding rules for reportable payments to vendors and reportable gaming (gambling) winnings to prize winners?	<b>1c</b>	<b>X</b>

Part V Statements Regarding Other IRS Filings and Tax Compliance (continued)			Yes	No
<b>2a</b>	Enter the number of employees reported on Form W-3, Transmittal of Wage and Tax Statements, filed for the calendar year ending with or within the year covered by this return	<b>2a</b> <b>31</b>		
<b>b</b>	If at least one is reported on line 2a, did the organization file all required federal employment tax returns?	<b>2b</b>		<b>X</b>
<b>3a</b>	Did the organization have unrelated business gross income of \$1,000 or more during the year?	<b>3a</b>		<b>X</b>
<b>b</b>	If "Yes," has it filed a Form 990-T for this year? If "No" to line 3b, provide an explanation on Schedule O	<b>3b</b>		
<b>4a</b>	At any time during the calendar year, did the organization have an interest in, or a signature or other authority over, a financial account in a foreign country (such as a bank account, securities account, or other financial account)?	<b>4a</b>		<b>X</b>
<b>b</b>	If "Yes," enter the name of the foreign country See instructions for filing requirements for FinCEN Form 114, Report of Foreign Bank and Financial Accounts (FBAR).			
<b>5a</b>	Was the organization a party to a prohibited tax shelter transaction at any time during the tax year?	<b>5a</b>		<b>X</b>
<b>b</b>	Did any taxable party notify the organization that it was or is a party to a prohibited tax shelter transaction?	<b>5b</b>		<b>X</b>
<b>c</b>	If "Yes" to line 5a or 5b, did the organization file Form 8886-T?	<b>5c</b>		
<b>6a</b>	Does the organization have annual gross receipts that are normally greater than \$100,000, and did the organization solicit any contributions that were not tax deductible as charitable contributions?	<b>6a</b>		<b>X</b>
<b>b</b>	If "Yes," did the organization include with every solicitation an express statement that such contributions or gifts were not tax deductible?	<b>6b</b>		
<b>7</b>	<b>Organizations that may receive deductible contributions under section 170(c).</b>			
<b>a</b>	Did the organization receive a payment in excess of \$75 made partly as a contribution and partly for goods and services provided to the payor?	<b>7a</b>		
<b>b</b>	If "Yes," did the organization notify the donor of the value of the goods or services provided?	<b>7b</b>		
<b>c</b>	Did the organization sell, exchange, or otherwise dispose of tangible personal property for which it was required to file Form 8282?	<b>7c</b>		
<b>d</b>	If "Yes," indicate the number of Forms 8282 filed during the year	<b>7d</b>		
<b>e</b>	Did the organization receive any funds, directly or indirectly, to pay premiums on a personal benefit contract?	<b>7e</b>		
<b>f</b>	Did the organization, during the year, pay premiums, directly or indirectly, on a personal benefit contract?	<b>7f</b>		
<b>g</b>	If the organization received a contribution of qualified intellectual property, did the organization file Form 8899 as required?	<b>7g</b>		
<b>h</b>	If the organization received a contribution of cars, boats, airplanes, or other vehicles, did the organization file a Form 1098-C?	<b>7h</b>		
<b>8</b>	<b>Sponsoring organizations maintaining donor advised funds.</b> Did a donor advised fund maintained by the sponsoring organization have excess business holdings at any time during the year?	<b>8</b>		
<b>9</b>	<b>Sponsoring organizations maintaining donor advised funds.</b>			
<b>a</b>	Did the sponsoring organization make any taxable distributions under section 4966?	<b>9a</b>		
<b>b</b>	Did the sponsoring organization make a distribution to a donor, donor advisor, or related person?	<b>9b</b>		
<b>10</b>	<b>Section 501(c)(7) organizations.</b> Enter:			
<b>a</b>	Initiation fees and capital contributions included on Part VIII, line 12	<b>10a</b>		
<b>b</b>	Gross receipts, included on Form 990, Part VIII, line 12, for public use of club facilities	<b>10b</b>		
<b>11</b>	<b>Section 501(c)(12) organizations.</b> Enter:			
<b>a</b>	Gross income from members or shareholders	<b>11a</b>		
<b>b</b>	Gross income from other sources. (Do not net amounts due or paid to other sources against amounts due or received from them.)	<b>11b</b>		
<b>12a</b>	<b>Section 4947(a)(1) non-exempt charitable trusts.</b> Is the organization filing Form 990 in lieu of Form 1041?	<b>12a</b>		
<b>b</b>	If "Yes," enter the amount of tax-exempt interest received or accrued during the year	<b>12b</b>		
<b>13</b>	<b>Section 501(c)(29) qualified nonprofit health insurance issuers.</b>			
<b>a</b>	Is the organization licensed to issue qualified health plans in more than one state? <b>Note:</b> See the instructions for additional information the organization must report on Schedule O.	<b>13a</b>		
<b>b</b>	Enter the amount of reserves the organization is required to maintain by the states in which the organization is licensed to issue qualified health plans	<b>13b</b>		
<b>c</b>	Enter the amount of reserves on hand	<b>13c</b>		
<b>14a</b>	Did the organization receive any payments for indoor tanning services during the tax year?	<b>14a</b>		<b>X</b>
<b>b</b>	If "Yes," has it filed a Form 720 to report these payments? If "No," provide an explanation on Schedule O	<b>14b</b>		
<b>15</b>	Is the organization subject to the section 4960 tax on payment(s) of more than \$1,000,000 in remuneration or excess parachute payment(s) during the year? If "Yes," see instructions and file Form 4720, Schedule N.	<b>15</b>		<b>X</b>
<b>16</b>	Is the organization an educational institution subject to the section 4968 excise tax on net investment income? If "Yes," complete Form 4720, Schedule O.	<b>16</b>		<b>X</b>
<b>17</b>	<b>Section 501(c)(21) organizations.</b> Did the trust, any disqualified or other person engage in any activities that would result in the imposition of an excise tax under section 4951, 4952 or 4953? If "Yes," complete Form 6069.	<b>17</b>		

**Part VI Governance, Management, and Disclosure** For each "Yes" response to lines 2 through 7b below, and for a "No" response to line 8a, 8b, or 10b below, describe the circumstances, processes, or changes on Schedule O. See instructions. Check if Schedule O contains a response or note to any line in this Part VI ☒

**Section A. Governing Body and Management**

			Yes	No
<b>1a</b> Enter the number of voting members of the governing body at the end of the tax year	<b>1a</b>	<b>9</b>		
If there are material differences in voting rights among members of the governing body, or if the governing body delegated broad authority to an executive committee or similar committee, explain on Schedule O.				
<b>b</b> Enter the number of voting members included on line 1a, above, who are independent	<b>1b</b>	<b>9</b>		
<b>2</b> Did any officer, director, trustee, or key employee have a family relationship or a business relationship with any other officer, director, trustee, or key employee?		<b>2</b>		<b>X</b>
<b>3</b> Did the organization delegate control over management duties customarily performed by or under the direct supervision of officers, directors, trustees, or key employees to a management company or other person?		<b>3</b>		<b>X</b>
<b>4</b> Did the organization make any significant changes to its governing documents since the prior Form 990 was filed?		<b>4</b>		<b>X</b>
<b>5</b> Did the organization become aware during the year of a significant diversion of the organization's assets?		<b>5</b>		<b>X</b>
<b>6</b> Did the organization have members or stockholders?		<b>6</b>		<b>X</b>
<b>7a</b> Did the organization have members, stockholders, or other persons who had the power to elect or appoint one or more members of the governing body?		<b>7a</b>		<b>X</b>
<b>b</b> Are any governance decisions of the organization reserved to (or subject to approval by) members, stockholders, or persons other than the governing body?		<b>7b</b>		<b>X</b>
<b>8</b> Did the organization contemporaneously document the meetings held or written actions undertaken during the year by the following:				
<b>a</b> The governing body?		<b>8a</b>	<b>X</b>	
<b>b</b> Each committee with authority to act on behalf of the governing body?		<b>8b</b>	<b>X</b>	
<b>9</b> Is there any officer, director, trustee, or key employee listed in Part VII, Section A, who cannot be reached at the organization's mailing address? If "Yes," provide the names and addresses on Schedule O.		<b>9</b>		<b>X</b>

**Section B. Policies** (This Section B requests information about policies not required by the Internal Revenue Code.)

		Yes	No
<b>10a</b> Did the organization have local chapters, branches, or affiliates?	<b>10a</b>		<b>X</b>
<b>b</b> If "Yes," did the organization have written policies and procedures governing the activities of such chapters, affiliates, and branches to ensure their operations are consistent with the organization's exempt purposes?	<b>10b</b>		
<b>11a</b> Has the organization provided a complete copy of this Form 990 to all members of its governing body before filing the form?	<b>11a</b>		<b>X</b>
<b>b</b> Describe on Schedule O the process, if any, used by the organization to review this Form 990.			
<b>12a</b> Did the organization have a written conflict of interest policy? If "No," go to line 13	<b>12a</b>	<b>X</b>	
<b>b</b> Were officers, directors, or trustees, and key employees required to disclose annually interests that could give rise to conflicts?	<b>12b</b>	<b>X</b>	
<b>c</b> Did the organization regularly and consistently monitor and enforce compliance with the policy? If "Yes," describe on Schedule O how this was done	<b>12c</b>	<b>X</b>	
<b>13</b> Did the organization have a written whistleblower policy?	<b>13</b>	<b>X</b>	
<b>14</b> Did the organization have a written document retention and destruction policy?	<b>14</b>	<b>X</b>	
<b>15</b> Did the process for determining compensation of the following persons include a review and approval by independent persons, comparability data, and contemporaneous substantiation of the deliberation and decision?			
<b>a</b> The organization's CEO, Executive Director, or top management official	<b>15a</b>	<b>X</b>	
<b>b</b> Other officers or key employees of the organization	<b>15b</b>		<b>X</b>
If "Yes" to line 15a or 15b, describe the process on Schedule O. See instructions.			
<b>16a</b> Did the organization invest in, contribute assets to, or participate in a joint venture or similar arrangement with a taxable entity during the year?	<b>16a</b>		<b>X</b>
<b>b</b> If "Yes," did the organization follow a written policy or procedure requiring the organization to evaluate its participation in joint venture arrangements under applicable federal tax law, and take steps to safeguard the organization's exempt status with respect to such arrangements?	<b>16b</b>		

**Section C. Disclosure**

**17** List the states with which a copy of this Form 990 is required to be filed **None**

**18** Section 6104 requires an organization to make its Forms 1023 (1024 or 1024-A, if applicable), 990, and 990-T (section 501(c)(3)s only) available for public inspection. Indicate how you made these available. Check all that apply.  
☐ Own website ☐ Another's website ☐ Upon request ☐ Other (explain on Schedule O)

**19** Describe on Schedule O whether (and if so, how) the organization made its governing documents, conflict of interest policy, and financial statements available to the public during the tax year.

**20** State the name, address, and telephone number of the person who possesses the organization's books and records.

**Ellenton CPA LLC****1001 3rd Ave West #320****Bradenton****FL 34205****941-345-1682**

**Part VII Compensation of Officers, Directors, Trustees, Key Employees, Highest Compensated Employees, and Independent Contractors**Check if Schedule O contains a response or note to any line in this Part VII ☐**Section A. Officers, Directors, Trustees, Key Employees, and Highest Compensated Employees****1a** Complete this table for all persons required to be listed. Report compensation for the calendar year ending with or within the organization's tax year.

- List all of the organization's **current** officers, directors, trustees (whether individuals or organizations), regardless of amount of compensation. Enter -0- in columns (D), (E), and (F) if no compensation was paid.
  - List all of the organization's **current** key employees, if any. See instructions for definition of "key employee."
  - List the organization's five **current** highest compensated employees (other than an officer, director, trustee, or key employee) who received reportable compensation (box 5 of Form W-2, box 6 of Form 1099-MISC, and/or box 1 of Form 1099-NEC) of more than \$100,000 from the organization and any related organizations.
  - List all of the organization's **former** officers, key employees, and highest compensated employees who received more than \$100,000 of reportable compensation from the organization and any related organizations.
  - List all of the organization's **former directors or trustees** that received, in the capacity as a former director or trustee of the organization, more than \$10,000 of reportable compensation from the organization and any related organizations.
- See the instructions for the order in which to list the persons above.

☒ Check this box if neither the organization nor any related organization compensated any current officer, director, or trustee.

(A) Name and title	(B) Average hours per week (list any hours for related organizations below dotted line)	(C) Position (do not check more than one box, unless person is both an officer and a director/trustee)						(D) Reportable compensation from the organization (W-2/ 1099-MISC/ 1099-NEC)	(E) Reportable compensation from related organizations (W-2/ 1099-MISC/ 1099-NEC)	(F) Estimated amount of other compensation from the organization and related organizations
		Individual trustee or director	Institutional trustee	Officer	Key employee	Highest compensated employee	Former			
(1) Daniel Anderson	0.00									
Treasurer	0.00	X		X				0	0	0
(2) Christopher Culhane	0.00									
Executive Director	0.00	X		X				0	0	0
(3) Remi Drigan	0.00									
Director	0.00	X						0	0	0
(4) Shelia Fuse	0.00									
Director	0.00	X						0	0	0
(5) Elizabeth Hager	0.00									
Director	0.00	X						0	0	0
(6) Kathy Morgan Johnson	0.00									
Director	0.00	X						0	0	0
(7) Christine Major-Hicks	0.00									
Director	0.00	X						0	0	0
(8) Don Purvis	0.00									
Chairman	0.00	X		X				0	0	0
(9) Mike Thrasher	0.00									
Director	0.00	X						0	0	0
(10) Ben Webb	0.00									
Director	0.00	X						0	0	0
(11)										



**Part VII Section A. Officers, Directors, Trustees, Key Employees, and Highest Compensated Employees** (continued)

(A) Name and title	(B) Average hours per week (list any hours for related organizations below dotted line)	(C) Position (do not check more than one box, unless person is both an officer and a director/trustee)						(D) Reportable compensation from the organization (W-2/ 1099-MISC/ 1099-NEC)	(E) Reportable compensation from related organizations (W-2/ 1099-MISC/ 1099-NEC)	(F) Estimated amount of other compensation from the organization and related organizations
		Individual trustee or director	Institutional trustee	Officer	Key employee	Highest compensated employee	Former			
(12) .....										
(13) .....										
(14) .....										
(15) .....										
(16) .....										
(17) .....										
(18) .....										
(19) .....										
<b>1b Subtotal</b> .....										
<b>c Total from continuation sheets to Part VII, Section A</b> .....										
<b>d Total (add lines 1b and 1c)</b> .....										

**2** Total number of individuals (including but not limited to those listed above) who received more than \$100,000 of reportable compensation from the organization **0**

	Yes	No
<b>3</b> Did the organization list any <b>former</b> officer, director, trustee, key employee, or highest compensated employee on line 1a? <i>If "Yes," complete Schedule J for such individual</i> .....		<b>X</b>
<b>4</b> For any individual listed on line 1a, is the sum of reportable compensation and other compensation from the organization and related organizations greater than \$150,000? <i>If "Yes," complete Schedule J for such individual</i> .....		<b>X</b>
<b>5</b> Did any person listed on line 1a receive or accrue compensation from any unrelated organization or individual for services rendered to the organization? <i>If "Yes," complete Schedule J for such person</i> .....		<b>X</b>

**Section B. Independent Contractors**

**1** Complete this table for your five highest compensated independent contractors that received more than \$100,000 of compensation from the organization. Report compensation for the calendar year ending with or within the organization's tax year.

(A) Name and business address	(B) Description of services	(C) Compensation

**2** Total number of independent contractors (including but not limited to those listed above) who received more than \$100,000 of compensation from the organization **0**

**Part VIII Statement of Revenue**Check if Schedule O contains a response or note to any line in this Part VIII ☐

				(A) Total revenue	(B) Related or exempt function revenue	(C) Unrelated business revenue	(D) Revenue excluded from tax under sections 512-514
<b>Contributions, Gifts, Grants and Other Similar Amounts</b>	<b>1a</b> Federated campaigns	<b>1a</b>					
	<b>b</b> Membership dues	<b>1b</b>					
	<b>c</b> Fundraising events	<b>1c</b>					
	<b>d</b> Related organizations	<b>1d</b>					
	<b>e</b> Government grants (contributions)	<b>1e</b>	429,713				
	<b>f</b> All other contributions, gifts, grants, and similar amounts not included above	<b>1f</b>	127,549				
	<b>g</b> Noncash contributions included in lines 1a-1f	<b>1g</b>	\$				
	<b>h Total.</b> Add lines 1a-1f		557,262				
	<b>Program Service Revenue</b>			Business Code			
<b>2a</b> Fitness			713940	498,657	498,657		
<b>b</b> Youth Programs			713940	295,530	295,530		
<b>c</b> Sports			713940	66,857	66,857		
<b>d</b> Fundraising			713940	27,389	27,389		
<b>e</b> Adult Programs				12,723	12,723		
<b>f</b> All other program service revenue							
<b>g Total.</b> Add lines 2a-2f			901,156				
<b>Other Revenue</b>	<b>3</b> Investment income (including dividends, interest, and other similar amounts)						
	<b>4</b> Income from investment of tax-exempt bond proceeds						
	<b>5</b> Royalties						
	<b>6a</b> Gross rents		(i) Real	(ii) Personal			
		<b>6a</b>					
		<b>b</b> Less: rental expenses	<b>6b</b>				
	<b>c</b> Rental inc. or (loss)	<b>6c</b>					
	<b>d</b> Net rental income or (loss)						
	<b>7a</b> Gross amount from sales of assets other than inventory		(i) Securities	(ii) Other			
		<b>7a</b>					
		<b>b</b> Less: cost or other basis and sales exps.	<b>7b</b>				
	<b>c</b> Gain or (loss)	<b>7c</b>					
	<b>d</b> Net gain or (loss)						
	<b>8a</b> Gross income from fundraising events (not including \$ of contributions reported on line 1c). See Part IV, line 18						
		<b>8a</b>	581,040				
		<b>b</b> Less: direct expenses	<b>8b</b>	344,313			
	<b>c</b> Net income or (loss) from fundraising events			236,727			
<b>9a</b> Gross income from gaming activities. See Part IV, line 19							
	<b>9a</b>						
	<b>b</b> Less: direct expenses	<b>9b</b>					
<b>c</b> Net income or (loss) from gaming activities							
<b>10a</b> Gross sales of inventory, less returns and allowances							
	<b>10a</b>						
	<b>b</b> Less: cost of goods sold	<b>10b</b>					
<b>c</b> Net income or (loss) from sales of inventory							
<b>Miscellaneous Revenue</b>			Business Code				
	<b>11a</b> MCC Foundation		713940	56,933	56,933		
	<b>b</b> Perpetual Trust		713940	26,511	26,511		
	<b>c</b>						
	<b>d</b> All other revenue						
<b>e Total.</b> Add lines 11a-11d			83,444				
<b>12 Total revenue.</b> See instructions				1,778,589	984,600	0	0

**Part IX Statement of Functional Expenses**

Section 501(c)(3) and 501(c)(4) organizations must complete all columns. All other organizations must complete column (A).

Check if Schedule O contains a response or note to any line in this Part IX

☒**Do not include amounts reported on lines 6b, 7b, 8b, 9b, and 10b of Part VIII.**

	(A) Total expenses	(B) Program service expenses	(C) Management and general expenses	(D) Fundraising expenses
<b>1</b> Grants and other assistance to domestic organizations and domestic governments. See Part IV, line 21				
<b>2</b> Grants and other assistance to domestic individuals. See Part IV, line 22				
<b>3</b> Grants and other assistance to foreign organizations, foreign governments, and foreign individuals. See Part IV, lines 15 and 16				
<b>4</b> Benefits paid to or for members				
<b>5</b> Compensation of current officers, directors, trustees, and key employees				
<b>6</b> Compensation not included above to disqualified persons (as defined under section 4958(f)(1)) and persons described in section 4958(c)(3)(B)				
<b>7</b> Other salaries and wages	558,448	413,252	50,260	94,936
<b>8</b> Pension plan accruals and contributions (include section 401(k) and 403(b) employer contributions)				
<b>9</b> Other employee benefits	87,442	64,706	7,871	14,865
<b>10</b> Payroll taxes	45,368	33,572	4,083	7,713
<b>11</b> Fees for services (nonemployees):				
<b>a</b> Management				
<b>b</b> Legal				
<b>c</b> Accounting	59,313	43,892	5,338	10,083
<b>d</b> Lobbying				
<b>e</b> Professional fundraising services. See Part IV, line 7				
<b>f</b> Investment management fees				
<b>g</b> Other. (If line 11g amount exceeds 10% of line 25, column (A) amount, list line 11g expenses on Schedule O.)	414,942	346,720	8,528	59,694
<b>12</b> Advertising and promotion	29,810	22,059	2,683	5,068
<b>13</b> Office expenses	12,334	9,127	1,110	2,097
<b>14</b> Information technology				
<b>15</b> Royalties				
<b>16</b> Occupancy	239,792	177,446	21,581	40,765
<b>17</b> Travel	5,210	3,855	469	886
<b>18</b> Payments of travel or entertainment expenses for any federal, state, or local public officials				
<b>19</b> Conferences, conventions, and meetings				
<b>20</b> Interest	7,829	5,793	705	1,331
<b>21</b> Payments to affiliates				
<b>22</b> Depreciation, depletion, and amortization	161,629	119,605	14,547	27,477
<b>23</b> Insurance	55,382	40,983	4,984	9,415
<b>24</b> Other expenses. Itemize expenses not covered above. (List miscellaneous expenses on line 24e. If line 24e amount exceeds 10% of line 25, column (A) amount, list line 24e expenses on Schedule O.)				
<b>a</b>				
<b>b</b>				
<b>c</b>				
<b>d</b>				
<b>e</b> All other expenses				
<b>25</b> Total functional expenses. Add lines 1 through 24e	1,677,499	1,281,010	122,159	274,330
<b>26</b> Joint costs. Complete this line only if the organization reported in column (B) joint costs from a combined educational campaign and fundraising solicitation. Check here <input type="checkbox"/> if following SOP 98-2 (ASC 958-720)				

**Part X Balance Sheet**Check if Schedule O contains a response or note to any line in this Part X ☐

		(A) Beginning of year		(B) End of year
<b>Assets</b>	<b>1</b> Cash—non-interest-bearing	<b>404,460</b>	<b>1</b>	<b>380,769</b>
	<b>2</b> Savings and temporary cash investments		<b>2</b>	
	<b>3</b> Pledges and grants receivable, net	<b>3,219</b>	<b>3</b>	<b>5,086</b>
	<b>4</b> Accounts receivable, net		<b>4</b>	
	<b>5</b> Loans and other receivables from any current or former officer, director, trustee, key employee, creator or founder, substantial contributor, or 35% controlled entity or family member of any of these persons		<b>5</b>	
	<b>6</b> Loans and other receivables from other disqualified persons (as defined under section 4958(f)(1)), and persons described in section 4958(c)(3)(B)		<b>6</b>	
	<b>7</b> Notes and loans receivable, net		<b>7</b>	
	<b>8</b> Inventories for sale or use		<b>8</b>	
	<b>9</b> Prepaid expenses and deferred charges	<b>13,183</b>	<b>9</b>	<b>128,419</b>
	<b>10a</b> Land, buildings, and equipment: cost or other basis. Complete Part VI of Schedule D	<b>10a</b> <b>5,681,778</b>		
	<b>b</b> Less: accumulated depreciation	<b>10b</b> <b>2,571,104</b>	<b>10c</b> <b>3,110,674</b>	
	<b>11</b> Investments—publicly traded securities		<b>11</b>	
	<b>12</b> Investments—other securities. See Part IV, line 11		<b>12</b>	
	<b>13</b> Investments—program-related. See Part IV, line 11		<b>13</b>	
	<b>14</b> Intangible assets		<b>14</b>	
	<b>15</b> Other assets. See Part IV, line 11	<b>780,650</b>	<b>15</b>	<b>848,013</b>
<b>16 Total assets.</b> Add lines 1 through 15 (must equal line 33)	<b>4,373,969</b>	<b>16</b>	<b>4,472,961</b>	
<b>Liabilities</b>	<b>17</b> Accounts payable and accrued expenses	<b>95,762</b>	<b>17</b>	<b>99,697</b>
	<b>18</b> Grants payable		<b>18</b>	
	<b>19</b> Deferred revenue	<b>133,026</b>	<b>19</b>	<b>137,984</b>
	<b>20</b> Tax-exempt bond liabilities		<b>20</b>	
	<b>21</b> Escrow or custodial account liability. Complete Part IV of Schedule D		<b>21</b>	
	<b>22</b> Loans and other payables to any current or former officer, director, trustee, key employee, creator or founder, substantial contributor, or 35% controlled entity or family member of any of these persons		<b>22</b>	
	<b>23</b> Secured mortgages and notes payable to unrelated third parties		<b>23</b>	
	<b>24</b> Unsecured notes and loans payable to unrelated third parties		<b>24</b>	
	<b>25</b> Other liabilities (including federal income tax, payables to related third parties, and other liabilities not included on lines 17-24). Complete Part X of Schedule D	<b>160,991</b>	<b>25</b>	<b>150,000</b>
	<b>26 Total liabilities.</b> Add lines 17 through 25	<b>389,779</b>	<b>26</b>	<b>387,681</b>
	<b>Net Assets or Fund Balances</b>	<b>Organizations that follow FASB ASC 958, check here <input checked="" type="checkbox"/> and complete lines 27, 28, 32, and 33.</b>		
<b>27</b> Net assets without donor restrictions		<b>3,214,280</b>	<b>27</b>	<b>3,237,267</b>
<b>28</b> Net assets with donor restrictions		<b>769,910</b>	<b>28</b>	<b>848,013</b>
<b>Organizations that do not follow FASB ASC 958, check here <input type="checkbox"/> and complete lines 29 through 33.</b>				
<b>29</b> Capital stock or trust principal, or current funds			<b>29</b>	
<b>30</b> Paid-in or capital surplus, or land, building, or equipment fund			<b>30</b>	
<b>31</b> Retained earnings, endowment, accumulated income, or other funds			<b>31</b>	
<b>32 Total net assets or fund balances</b>		<b>3,984,190</b>	<b>32</b>	<b>4,085,280</b>
<b>33 Total liabilities and net assets/fund balances</b>	<b>4,373,969</b>	<b>33</b>	<b>4,472,961</b>	

**Part XI Reconciliation of Net Assets**Check if Schedule O contains a response or note to any line in this Part XI ☐

<b>1</b>	Total revenue (must equal Part VIII, column (A), line 12)	<b>1</b>	<b>1,778,589</b>
<b>2</b>	Total expenses (must equal Part IX, column (A), line 25)	<b>2</b>	<b>1,677,499</b>
<b>3</b>	Revenue less expenses. Subtract line 2 from line 1	<b>3</b>	<b>101,090</b>
<b>4</b>	Net assets or fund balances at beginning of year (must equal Part X, line 32, column (A))	<b>4</b>	<b>3,984,190</b>
<b>5</b>	Net unrealized gains (losses) on investments	<b>5</b>	
<b>6</b>	Donated services and use of facilities	<b>6</b>	
<b>7</b>	Investment expenses	<b>7</b>	
<b>8</b>	Prior period adjustments	<b>8</b>	
<b>9</b>	Other changes in net assets or fund balances (explain on Schedule O)	<b>9</b>	
<b>10</b>	Net assets or fund balances at end of year. Combine lines 3 through 9 (must equal Part X, line 32, column (B))	<b>10</b>	<b>4,085,280</b>

**Part XII Financial Statements and Reporting**Check if Schedule O contains a response or note to any line in this Part XII ☐

	Yes	No
<b>1</b> Accounting method used to prepare the Form 990: <input type="checkbox"/> Cash <input checked="" type="checkbox"/> Accrual <input type="checkbox"/> Other _____ If the organization changed its method of accounting from a prior year or checked "Other," explain on Schedule O.		
<b>2a</b> Were the organization's financial statements compiled or reviewed by an independent accountant? If "Yes," check a box below to indicate whether the financial statements for the year were compiled or reviewed on a separate basis, consolidated basis, or both. <input type="checkbox"/> Separate basis <input type="checkbox"/> Consolidated basis <input type="checkbox"/> Both consolidated and separate basis		<b>X</b>
<b>b</b> Were the organization's financial statements audited by an independent accountant? If "Yes," check a box below to indicate whether the financial statements for the year were audited on a separate basis, consolidated basis, or both. <input type="checkbox"/> Separate basis <input type="checkbox"/> Consolidated basis <input type="checkbox"/> Both consolidated and separate basis		<b>X</b>
<b>c</b> If "Yes" to line 2a or 2b, does the organization have a committee that assumes responsibility for oversight of the audit, review, or compilation of its financial statements and selection of an independent accountant? If the organization changed either its oversight process or selection process during the tax year, explain on Schedule O.		
<b>3a</b> As a result of a federal award, was the organization required to undergo an audit or audits as set forth in the Uniform Guidance, 2 C.F.R. Part 200, Subpart F?		
<b>b</b> If "Yes," did the organization undergo the required audit or audits? If the organization did not undergo the required audit or audits, explain why on Schedule O and describe any steps taken to undergo such audits		

# Federal Statements

## Statement 1 - Form 4562, Line 26 - Property Used More Than 50% in a Qualified Business

		Property Type								
		<u>Date</u>	<u>Business %</u>	<u>Cost</u>	<u>Depr Basis</u>	<u>Period</u>	<u>Method</u>	<u>Deduction</u>	<u>Section 179</u>	
2016	Ford-4044	9/17/18	100.00	\$ 29,295	\$	5.0	200DBHY	\$	\$	
2016	Ford-4645	9/18/18	100.00	17,797		5.0	200DBHY			
2017	Ford Explorer	3/11/22	100.00	26,393		5.0	200DBMQ			
Total				<u>\$ 73,485</u>	<u>\$ 0</u>			<u>\$ 0</u>	<u>\$ 0</u>	

**SCHEDULE A**  
**(Form 990)**

Department of the Treasury  
Internal Revenue Service

**Public Charity Status and Public Support**

Complete if the organization is a section 501(c)(3) organization or a section 4947(a)(1) nonexempt charitable trust.

Attach to Form 990 or Form 990-EZ.

Go to [www.irs.gov/Form990](http://www.irs.gov/Form990) for instructions and the latest information.

OMB No. 1545-0047

**2023**

**Open to Public  
Inspection**

Name of the organization

**Anna Maria Island Community Center**

Employer identification number

**\*\*-\*\*\*6231**

**Part I Reason for Public Charity Status.** (All organizations must complete this part.) See instructions.

The organization is not a private foundation because it is: (For lines 1 through 12, check only one box.)

- 1 ☐ A church, convention of churches, or association of churches described in **section 170(b)(1)(A)(i).**
- 2 ☐ A school described in **section 170(b)(1)(A)(ii).** (Attach Schedule E (Form 990).)
- 3 ☐ A hospital or a cooperative hospital service organization described in **section 170(b)(1)(A)(iii).**
- 4 ☐ A medical research organization operated in conjunction with a hospital described in **section 170(b)(1)(A)(iii).** Enter the hospital's name, city, and state: .....
- 5 ☐ An organization operated for the benefit of a college or university owned or operated by a governmental unit described in **section 170(b)(1)(A)(iv).** (Complete Part II.)
- 6 ☐ A federal, state, or local government or governmental unit described in **section 170(b)(1)(A)(v).**
- 7 ☒ An organization that normally receives a substantial part of its support from a governmental unit or from the general public described in **section 170(b)(1)(A)(vi).** (Complete Part II.)
- 8 ☐ A community trust described in **section 170(b)(1)(A)(vi).** (Complete Part II.)
- 9 ☐ An agricultural research organization described in **section 170(b)(1)(A)(ix)** operated in conjunction with a land-grant college or university or a non-land-grant college of agriculture (see instructions). Enter the name, city, and state of the college or university: .....
- 10 ☐ An organization that normally receives (1) more than 33 1/3% of its support from contributions, membership fees, and gross receipts from activities related to its exempt functions, subject to certain exceptions; and (2) no more than 33 1/3% of its support from gross investment income and unrelated business taxable income (less section 511 tax) from businesses acquired by the organization after June 30, 1975. See **section 509(a)(2).** (Complete Part III.)
- 11 ☐ An organization organized and operated exclusively to test for public safety. See **section 509(a)(4).**
- 12 ☐ An organization organized and operated exclusively for the benefit of, to perform the functions of, or to carry out the purposes of one or more publicly supported organizations described in **section 509(a)(1)** or **section 509(a)(2).** See **section 509(a)(3).** Check the box on lines 12a through 12d that describes the type of supporting organization and complete lines 12e, 12f, and 12g.
- a ☐ **Type I.** A supporting organization operated, supervised, or controlled by its supported organization(s), typically by giving the supported organization(s) the power to regularly appoint or elect a majority of the directors or trustees of the supporting organization. **You must complete Part IV, Sections A and B.**
- b ☐ **Type II.** A supporting organization supervised or controlled in connection with its supported organization(s), by having control or management of the supporting organization vested in the same persons that control or manage the supported organization(s). **You must complete Part IV, Sections A and C.**
- c ☐ **Type III functionally integrated.** A supporting organization operated in connection with, and functionally integrated with, its supported organization(s) (see instructions). **You must complete Part IV, Sections A, D, and E.**
- d ☐ **Type III non-functionally integrated.** A supporting organization operated in connection with its supported organization(s) that is not functionally integrated. The organization generally must satisfy a distribution requirement and an attentiveness requirement (see instructions). **You must complete Part IV, Sections A and D, and Part V.**
- e ☐ Check this box if the organization received a written determination from the IRS that it is a Type I, Type II, Type III functionally integrated, or Type III non-functionally integrated supporting organization.
- f Enter the number of supported organizations .....
- g Provide the following information about the supported organization(s).

(i) Name of supported organization	(ii) EIN	(iii) Type of organization (described on lines 1–10 above (see instructions))	(iv) Is the organization listed in your governing document?		(v) Amount of monetary support (see instructions)	(vi) Amount of other support (see instructions)
			Yes	No		
(A)						
(B)						
(C)						
(D)						
(E)						
<b>Total</b>						

For Paperwork Reduction Act Notice, see the Instructions for Form 990 or 990-EZ.

Schedule A (Form 990) 2023

**Part II Support Schedule for Organizations Described in Sections 170(b)(1)(A)(iv) and 170(b)(1)(A)(vi)**

(Complete only if you checked the box on line 5, 7, or 8 of Part I or if the organization failed to qualify under Part III. If the organization fails to qualify under the tests listed below, please complete Part III.)

**Section A. Public Support**

Calendar year (or fiscal year beginning in)	(a) 2019	(b) 2020	(c) 2021	(d) 2022	(e) 2023	(f) Total
<b>1</b> Gifts, grants, contributions, and membership fees received. (Do not include any "unusual grants.")	781,570	911,595	728,845	461,270	557,262	3,440,542
<b>2</b> Tax revenues levied for the organization's benefit and either paid to or expended on its behalf						
<b>3</b> The value of services or facilities furnished by a governmental unit to the organization without charge						
<b>4 Total.</b> Add lines 1 through 3	781,570	911,595	728,845	461,270	557,262	3,440,542
<b>5</b> The portion of total contributions by each person (other than a governmental unit or publicly supported organization) included on line 1 that exceeds 2% of the amount shown on line 11, column (f)						
<b>6 Public support.</b> Subtract line 5 from line 4						3,440,542

**Section B. Total Support**

Calendar year (or fiscal year beginning in)	(a) 2019	(b) 2020	(c) 2021	(d) 2022	(e) 2023	(f) Total
<b>7</b> Amounts from line 4	781,570	911,595	728,845	461,270	557,262	3,440,542
<b>8</b> Gross income from interest, dividends, payments received on securities loans, rents, royalties, and income from similar sources						
<b>9</b> Net income from unrelated business activities, whether or not the business is regularly carried on						
<b>10</b> Other income. Do not include gain or loss from the sale of capital assets (Explain in Part VI.)						
<b>11 Total support.</b> Add lines 7 through 10						3,440,542
<b>12</b> Gross receipts from related activities, etc. (see instructions)					12	5,038,855

**13 First 5 years.** If the Form 990 is for the organization's first, second, third, fourth, or fifth tax year as a section 501(c)(3) organization, check this box and **stop here** ☐**Section C. Computation of Public Support Percentage**

<b>14</b> Public support percentage for 2023 (line 6, column (f) divided by line 11, column (f))	<b>14</b>	100.00 %
<b>15</b> Public support percentage from 2022 Schedule A, Part II, line 14	<b>15</b>	100.00 %
<b>16a 33 1/3% support test — 2023.</b> If the organization did not check the box on line 13, and line 14 is 33 1/3% or more, check this box and <b>stop here.</b> The organization qualifies as a publicly supported organization <input checked="" type="checkbox"/>		
<b>b 33 1/3% support test — 2022.</b> If the organization did not check a box on line 13 or 16a, and line 15 is 33 1/3% or more, check this box and <b>stop here.</b> The organization qualifies as a publicly supported organization <input type="checkbox"/>		
<b>17a 10%-facts-and-circumstances test — 2023.</b> If the organization did not check a box on line 13, 16a, or 16b, and line 14 is 10% or more, and if the organization meets the facts-and-circumstances test, check this box and <b>stop here.</b> Explain in Part VI how the organization meets the facts-and-circumstances test. The organization qualifies as a publicly supported organization <input type="checkbox"/>		
<b>b 10%-facts-and-circumstances test — 2022.</b> If the organization did not check a box on line 13, 16a, 16b, or 17a, and line 15 is 10% or more, and if the organization meets the facts-and-circumstances test, check this box and <b>stop here.</b> Explain in Part VI how the organization meets the facts-and-circumstances test. The organization qualifies as a publicly supported organization <input type="checkbox"/>		
<b>18 Private foundation.</b> If the organization did not check a box on line 13, 16a, 16b, 17a, or 17b, check this box and see instructions <input type="checkbox"/>		



**Part III Support Schedule for Organizations Described in Section 509(a)(2)**

(Complete only if you checked the box on line 10 of Part I or if the organization failed to qualify under Part II.  
If the organization fails to qualify under the tests listed below, please complete Part II.)

**Section A. Public Support**

Calendar year (or fiscal year beginning in)	(a) 2019	(b) 2020	(c) 2021	(d) 2022	(e) 2023	(f) Total
<b>1</b> Gifts, grants, contributions, and membership fees received. (Do not include any "unusual grants.")						
<b>2</b> Gross receipts from admissions, merchandise sold or services performed, or facilities furnished in any activity that is related to the organization's tax-exempt purpose						
<b>3</b> Gross receipts from activities that are not an unrelated trade or business under section 513						
<b>4</b> Tax revenues levied for the organization's benefit and either paid to or expended on its behalf						
<b>5</b> The value of services or facilities furnished by a governmental unit to the organization without charge						
<b>6 Total.</b> Add lines 1 through 5						
<b>7a</b> Amounts included on lines 1, 2, and 3 received from disqualified persons						
<b>b</b> Amounts included on lines 2 and 3 received from other than disqualified persons that exceed the greater of \$5,000 or 1% of the amount on line 13 for the year						
<b>c</b> Add lines 7a and 7b						
<b>8 Public support.</b> (Subtract line 7c from line 6.)						

**Section B. Total Support**

Calendar year (or fiscal year beginning in)	(a) 2019	(b) 2020	(c) 2021	(d) 2022	(e) 2023	(f) Total
<b>9</b> Amounts from line 6						
<b>10a</b> Gross income from interest, dividends, payments received on securities loans, rents, royalties, and income from similar sources						
<b>b</b> Unrelated business taxable income (less section 511 taxes) from businesses acquired after June 30, 1975						
<b>c</b> Add lines 10a and 10b						
<b>11</b> Net income from unrelated business activities not included on line 10b, whether or not the business is regularly carried on						
<b>12</b> Other income. Do not include gain or loss from the sale of capital assets (Explain in Part VI.)						
<b>13 Total support.</b> (Add lines 9, 10c, 11, and 12.)						
<b>14 First 5 years.</b> If the Form 990 is for the organization's first, second, third, fourth, or fifth tax year as a section 501(c)(3) organization, check this box and <b>stop here</b>						<input type="checkbox"/>

**Section C. Computation of Public Support Percentage**

<b>15</b> Public support percentage for 2023 (line 8, column (f), divided by line 13, column (f))	<b>15</b>	%
<b>16</b> Public support percentage from 2022 Schedule A, Part III, line 15	<b>16</b>	%

**Section D. Computation of Investment Income Percentage**

<b>17</b> Investment income percentage for <b>2023</b> (line 10c, column (f), divided by line 13, column (f))	<b>17</b>	%
<b>18</b> Investment income percentage from <b>2022</b> Schedule A, Part III, line 17	<b>18</b>	%

**19a 33 1/3% support tests — 2023.** If the organization did not check the box on line 14, and line 15 is more than 33 1/3%, and line 17 is not more than 33 1/3%, check this box and **stop here.** The organization qualifies as a publicly supported organization ☐

**b 33 1/3% support tests — 2022.** If the organization did not check a box on line 14 or line 19a, and line 16 is more than 33 1/3%, and line 18 is not more than 33 1/3%, check this box and **stop here.** The organization qualifies as a publicly supported organization ☐

**20 Private foundation.** If the organization did not check a box on line 14, 19a, or 19b, check this box and see instructions ☐

**Part IV Supporting Organizations**

(Complete only if you checked a box on line 12 on Part I. If you checked box 12a, Part I, complete Sections A and B. If you checked box 12b, Part I, complete Sections A and C. If you checked box 12c, Part I, complete Sections A, D, and E. If you checked box 12d, Part I, complete Sections A and D, and complete Part V.)

**Section A. All Supporting Organizations**

	Yes	No
<b>1</b> Are all of the organization's supported organizations listed by name in the organization's governing documents? <i>If "No," describe in <b>Part VI</b> how the supported organizations are designated. If designated by class or purpose, describe the designation. If historic and continuing relationship, explain.</i>		
<b>2</b> Did the organization have any supported organization that does not have an IRS determination of status under section 509(a)(1) or (2)? <i>If "Yes," explain in <b>Part VI</b> how the organization determined that the supported organization was described in section 509(a)(1) or (2).</i>		
<b>3a</b> Did the organization have a supported organization described in section 501(c)(4), (5), or (6)? <i>If "Yes," answer lines 3b and 3c below.</i>		
<b>b</b> Did the organization confirm that each supported organization qualified under section 501(c)(4), (5), or (6) and satisfied the public support tests under section 509(a)(2)? <i>If "Yes," describe in <b>Part VI</b> when and how the organization made the determination.</i>		
<b>c</b> Did the organization ensure that all support to such organizations was used exclusively for section 170(c)(2)(B) purposes? <i>If "Yes," explain in <b>Part VI</b> what controls the organization put in place to ensure such use.</i>		
<b>4a</b> Was any supported organization not organized in the United States ("foreign supported organization")? <i>If "Yes," and if you checked box 12a or 12b in Part I, answer lines 4b and 4c below.</i>		
<b>b</b> Did the organization have ultimate control and discretion in deciding whether to make grants to the foreign supported organization? <i>If "Yes," describe in <b>Part VI</b> how the organization had such control and discretion despite being controlled or supervised by or in connection with its supported organizations.</i>		
<b>c</b> Did the organization support any foreign supported organization that does not have an IRS determination under sections 501(c)(3) and 509(a)(1) or (2)? <i>If "Yes," explain in <b>Part VI</b> what controls the organization used to ensure that all support to the foreign supported organization was used exclusively for section 170(c)(2)(B) purposes.</i>		
<b>5a</b> Did the organization add, substitute, or remove any supported organizations during the tax year? <i>If "Yes," answer lines 5b and 5c below (if applicable). Also, provide detail in <b>Part VI</b>, including (i) the names and EIN numbers of the supported organizations added, substituted, or removed; (ii) the reasons for each such action; (iii) the authority under the organization's organizing document authorizing such action; and (iv) how the action was accomplished (such as by amendment to the organizing document).</i>		
<b>b</b> <b>Type I or Type II only.</b> Was any added or substituted supported organization part of a class already designated in the organization's organizing document?		
<b>c</b> <b>Substitutions only.</b> Was the substitution the result of an event beyond the organization's control?		
<b>6</b> Did the organization provide support (whether in the form of grants or the provision of services or facilities) to anyone other than (i) its supported organizations, (ii) individuals that are part of the charitable class benefited by one or more of its supported organizations, or (iii) other supporting organizations that also support or benefit one or more of the filing organization's supported organizations? <i>If "Yes," provide detail in <b>Part VI</b>.</i>		
<b>7</b> Did the organization provide a grant, loan, compensation, or other similar payment to a substantial contributor (as defined in section 4958(c)(3)(C)), a family member of a substantial contributor, or a 35% controlled entity with regard to a substantial contributor? <i>If "Yes," complete Part I of Schedule L (Form 990).</i>		
<b>8</b> Did the organization make a loan to a disqualified person (as defined in section 4958) not described on line 7? <i>If "Yes," complete Part I of Schedule L (Form 990).</i>		
<b>9a</b> Was the organization controlled directly or indirectly at any time during the tax year by one or more disqualified persons, as defined in section 4946 (other than foundation managers and organizations described in section 509(a)(1) or (2))? <i>If "Yes," provide detail in <b>Part VI</b>.</i>		
<b>b</b> Did one or more disqualified persons (as defined on line 9a) hold a controlling interest in any entity in which the supporting organization had an interest? <i>If "Yes," provide detail in <b>Part VI</b>.</i>		
<b>c</b> Did a disqualified person (as defined on line 9a) have an ownership interest in, or derive any personal benefit from, assets in which the supporting organization also had an interest? <i>If "Yes," provide detail in <b>Part VI</b>.</i>		
<b>10a</b> Was the organization subject to the excess business holdings rules of section 4943 because of section 4943(f) (regarding certain Type II supporting organizations, and all Type III non-functionally integrated supporting organizations)? <i>If "Yes," answer line 10b below.</i>		
<b>b</b> Did the organization have any excess business holdings in the tax year? <i>(Use Schedule C, Form 4720, to determine whether the organization had excess business holdings.)</i>		

**Part IV Supporting Organizations** (continued)

	Yes	No
<b>11</b> Has the organization accepted a gift or contribution from any of the following persons?		
<b>a</b> A person who directly or indirectly controls, either alone or together with persons described on lines 11b and 11c below, the governing body of a supported organization?		
<b>11a</b>		
<b>b</b> A family member of a person described on line 11a above?		
<b>11b</b>		
<b>c</b> A 35% controlled entity of a person described on line 11a or 11b above? If "Yes" to line 11a, 11b, or 11c, provide detail in <b>Part VI</b> .		
<b>11c</b>		

**Section B. Type I Supporting Organizations**

	Yes	No
<b>1</b> Did the governing body, members of the governing body, officers acting in their official capacity, or membership of one or more supported organizations have the power to regularly appoint or elect at least a majority of the organization's officers, directors, or trustees at all times during the tax year? If "No," describe in <b>Part VI</b> how the supported organization(s) effectively operated, supervised, or controlled the organization's activities. If the organization had more than one supported organization, describe how the powers to appoint and/or remove officers, directors, or trustees were allocated among the supported organizations and what conditions or restrictions, if any, applied to such powers during the tax year.		
<b>1</b>		
<b>2</b> Did the organization operate for the benefit of any supported organization other than the supported organization(s) that operated, supervised, or controlled the supporting organization? If "Yes," explain in <b>Part VI</b> how providing such benefit carried out the purposes of the supported organization(s) that operated, supervised, or controlled the supporting organization.		
<b>2</b>		

**Section C. Type II Supporting Organizations**

	Yes	No
<b>1</b> Were a majority of the organization's directors or trustees during the tax year also a majority of the directors or trustees of each of the organization's supported organization(s)? If "No," describe in <b>Part VI</b> how control or management of the supporting organization was vested in the same persons that controlled or managed the supported organization(s).		
<b>1</b>		

**Section D. All Type III Supporting Organizations**

	Yes	No
<b>1</b> Did the organization provide to each of its supported organizations, by the last day of the fifth month of the organization's tax year, (i) a written notice describing the type and amount of support provided during the prior tax year, (ii) a copy of the Form 990 that was most recently filed as of the date of notification, and (iii) copies of the organization's governing documents in effect on the date of notification, to the extent not previously provided?		
<b>1</b>		
<b>2</b> Were any of the organization's officers, directors, or trustees either (i) appointed or elected by the supported organization(s) or (ii) serving on the governing body of a supported organization? If "No," explain in <b>Part VI</b> how the organization maintained a close and continuous working relationship with the supported organization(s).		
<b>2</b>		
<b>3</b> By reason of the relationship described on line 2, above, did the organization's supported organizations have a significant voice in the organization's investment policies and in directing the use of the organization's income or assets at all times during the tax year? If "Yes," describe in <b>Part VI</b> the role the organization's supported organizations played in this regard.		
<b>3</b>		

**Section E. Type III Functionally Integrated Supporting Organizations**

<b>1</b> Check the box next to the method that the organization used to satisfy the Integral Part Test during the year (see instructions).			
<b>a</b> <input type="checkbox"/> The organization satisfied the Activities Test. Complete line 2 below.			
<b>b</b> <input type="checkbox"/> The organization is the parent of each of its supported organizations. Complete line 3 below.			
<b>c</b> <input type="checkbox"/> The organization supported a governmental entity. Describe in <b>Part VI</b> how you supported a governmental entity (see instructions).			
<b>2</b> Activities Test. Answer lines 2a and 2b below.			
<b>a</b> Did substantially all of the organization's activities during the tax year directly further the exempt purposes of the supported organization(s) to which the organization was responsive? If "Yes," then in <b>Part VI</b> identify those supported organizations and explain how these activities directly furthered their exempt purposes, how the organization was responsive to those supported organizations, and how the organization determined that these activities constituted substantially all of its activities.			
<b>2a</b>			
<b>b</b> Did the activities described on line 2a, above, constitute activities that, but for the organization's involvement, one or more of the organization's supported organization(s) would have been engaged in? If "Yes," explain in <b>Part VI</b> the reasons for the organization's position that its supported organization(s) would have engaged in these activities but for the organization's involvement.			
<b>2b</b>			
<b>3</b> Parent of Supported Organizations. Answer lines 3a and 3b below.			
<b>a</b> Did the organization have the power to regularly appoint or elect a majority of the officers, directors, or trustees of each of the supported organizations? If "Yes" or "No," provide details in <b>Part VI</b> .			
<b>3a</b>			
<b>b</b> Did the organization exercise a substantial degree of direction over the policies, programs, and activities of each of its supported organizations? If "Yes," describe in <b>Part VI</b> the role played by the organization in this regard.			
<b>3b</b>			

**Part V Type III Non-Functionally Integrated 509(a)(3) Supporting Organizations**

- 1 ☐ Check here if the organization satisfied the Integral Part Test as a qualifying trust on Nov. 20, 1970 (*explain in Part VI*). See instructions. All other Type III non-functionally integrated supporting organizations must complete Sections A through E.

Section A – Adjusted Net Income		(A) Prior Year	(B) Current Year (optional)
1	Net short-term capital gain	1	
2	Recoveries of prior-year distributions	2	
3	Other gross income (see instructions)	3	
4	Add lines 1 through 3.	4	
5	Depreciation and depletion	5	
6	Portion of operating expenses paid or incurred for production or collection of gross income or for management, conservation, or maintenance of property held for production of income (see instructions)	6	
7	Other expenses (see instructions)	7	
8	<b>Adjusted Net Income</b> (subtract lines 5, 6, and 7 from line 4)	8	

Section B – Minimum Asset Amount		(A) Prior Year	(B) Current Year (optional)
1	Aggregate fair market value of all non-exempt-use assets (see instructions for short tax year or assets held for part of year):		
a	Average monthly value of securities	1a	
b	Average monthly cash balances	1b	
c	Fair market value of other non-exempt-use assets	1c	
d	<b>Total</b> (add lines 1a, 1b, and 1c)	1d	
e	<b>Discount</b> claimed for blockage or other factors ( <i>explain in detail in Part VI</i> ):		
2	Acquisition indebtedness applicable to non-exempt-use assets	2	
3	Subtract line 2 from line 1d.	3	
4	Cash deemed held for exempt use. Enter 0.015 of line 3 (for greater amount, see instructions).	4	
5	Net value of non-exempt-use assets (subtract line 4 from line 3)	5	
6	Multiply line 5 by 0.035.	6	
7	Recoveries of prior-year distributions	7	
8	<b>Minimum Asset Amount</b> (add line 7 to line 6)	8	

Section C – Distributable Amount			Current Year
1	Adjusted net income for prior year (from Section A, line 8, column A)	1	
2	Enter 0.85 of line 1.	2	
3	Minimum asset amount for prior year (from Section B, line 8, column A)	3	
4	Enter greater of line 2 or line 3.	4	
5	Income tax imposed in prior year	5	
6	<b>Distributable Amount.</b> Subtract line 5 from line 4, unless subject to emergency temporary reduction (see instructions).	6	
7	<input type="checkbox"/> Check here if the current year is the organization's first as a non-functionally integrated Type III supporting organization (see instructions).		

**Part V Type III Non-Functionally Integrated 509(a)(3) Supporting Organizations** (continued)

Section D – Distributions		Current Year
<b>1</b>	Amounts paid to supported organizations to accomplish exempt purposes	<b>1</b>
<b>2</b>	Amounts paid to perform activity that directly furthers exempt purposes of supported organizations, in excess of income from activity	<b>2</b>
<b>3</b>	Administrative expenses paid to accomplish exempt purposes of supported organizations	<b>3</b>
<b>4</b>	Amounts paid to acquire exempt-use assets	<b>4</b>
<b>5</b>	Qualified set-aside amounts (prior IRS approval required— <i>provide details in Part VI</i> )	<b>5</b>
<b>6</b>	Other distributions ( <i>describe in Part VI</i> ). See instructions.	<b>6</b>
<b>7</b>	<b>Total annual distributions.</b> Add lines 1 through 6.	<b>7</b>
<b>8</b>	Distributions to attentive supported organizations to which the organization is responsive ( <i>provide details in Part VI</i> ). See instructions.	<b>8</b>
<b>9</b>	Distributable amount for 2022 from Section C, line 6	<b>9</b>
<b>10</b>	Line 8 amount divided by line 9 amount	<b>10</b>

Section E – Distribution Allocations (see instructions)	(i) Excess Distributions	(ii) Underdistributions Pre-2023	(iii) Distributable Amount for 2023
<b>1</b> Distributable amount for 2023 from Section C, line 6			
<b>2</b> Underdistributions, if any, for years prior to 2023 (reasonable cause required— <i>explain in Part VI</i> ). See instructions.			
<b>3</b> Excess distributions carryover, if any, to 2023			
<b>a</b> From 2018 .....			
<b>b</b> From 2019 .....			
<b>c</b> From 2020 .....			
<b>d</b> From 2021 .....			
<b>e</b> From 2022 .....			
<b>f</b> <b>Total</b> of lines 3a through 3e			
<b>g</b> Applied to underdistributions of prior years			
<b>h</b> Applied to 2023 distributable amount			
<b>i</b> Carryover from 2018 not applied (see instructions)			
<b>j</b> Remainder. Subtract lines 3g, 3h, and 3i from line 3f.			
<b>4</b> Distributions for 2023 from Section D, line 7: \$			
<b>a</b> Applied to underdistributions of prior years			
<b>b</b> Applied to 2023 distributable amount			
<b>c</b> Remainder. Subtract lines 4a and 4b from line 4.			
<b>5</b> Remaining underdistributions for years prior to 2023, if any. Subtract lines 3g and 4a from line 2. For result greater than zero, <i>explain in Part VI</i> . See instructions.			
<b>6</b> Remaining underdistributions for 2023. Subtract lines 3h and 4b from line 1. For result greater than zero, <i>explain in Part VI</i> . See instructions.			
<b>7</b> <b>Excess distributions carryover to 2024.</b> Add lines 3j and 4c.			
<b>8</b> Breakdown of line 7:			
<b>a</b> Excess from 2019 .....			
<b>b</b> Excess from 2020 .....			
<b>c</b> Excess from 2021 .....			
<b>d</b> Excess from 2022 .....			
<b>e</b> Excess from 2023 .....			

## Part VI

**Supplemental Information.** Provide the explanations required by Part II, line 10; Part II, line 17a or 17b; Part III, line 12; Part IV, Section A, lines 1, 2, 3b, 3c, 4b, 4c, 5a, 6, 9a, 9b, 9c, 11a, 11b, and 11c; Part IV, Section B, lines 1 and 2; Part IV, Section C, line 1; Part IV, Section D, lines 2 and 3; Part IV, Section E, lines 1c, 2a, 2b, 3a, and 3b; Part V, line 1; Part V, Section B, line 1e; Part V, Section D, lines 5, 6, and 8; and Part V, Section E, lines 2, 5, and 6. Also complete this part for any additional information. (See instructions.)

**SCHEDULE D  
(Form 990)**

Department of the Treasury  
Internal Revenue Service

**Supplemental Financial Statements**

Complete if the organization answered "Yes" on Form 990,  
Part IV, line 6, 7, 8, 9, 10, 11a, 11b, 11c, 11d, 11e, 11f, 12a, or 12b.  
Attach to Form 990.

Go to [www.irs.gov/Form990](http://www.irs.gov/Form990) for instructions and the latest information.

OMB No. 1545-0047

**2023**

Open to Public  
Inspection

Name of the organization

**Anna Maria Island Community Center**

Employer identification number

**\*\*-\*\*\*6231**

**Part I Organizations Maintaining Donor Advised Funds or Other Similar Funds or Accounts**

Complete if the organization answered "Yes" on Form 990, Part IV, line 6.

	(a) Donor advised funds	(b) Funds and other accounts
1 Total number at end of year		
2 Aggregate value of contributions to (during year)		
3 Aggregate value of grants from (during year)		
4 Aggregate value at end of year		
5 Did the organization inform all donors and donor advisors in writing that the assets held in donor advised funds are the organization's property, subject to the organization's exclusive legal control?		<input type="checkbox"/> Yes <input type="checkbox"/> No
6 Did the organization inform all grantees, donors, and donor advisors in writing that grant funds can be used only for charitable purposes and not for the benefit of the donor or donor advisor, or for any other purpose conferring impermissible private benefit?		<input type="checkbox"/> Yes <input type="checkbox"/> No

**Part II Conservation Easements**

Complete if the organization answered "Yes" on Form 990, Part IV, line 7.

1 Purpose(s) of conservation easements held by the organization (check all that apply).	
<input type="checkbox"/> Preservation of land for public use (for example, recreation or education)	<input type="checkbox"/> Preservation of a historically important land area
<input type="checkbox"/> Protection of natural habitat	<input type="checkbox"/> Preservation of a certified historic structure
<input type="checkbox"/> Preservation of open space	
2 Complete lines 2a through 2d if the organization held a qualified conservation contribution in the form of a conservation easement on the last day of the tax year.	
a Total number of conservation easements	<b>2a</b>
b Total acreage restricted by conservation easements	<b>2b</b>
c Number of conservation easements on a certified historic structure included on line 2a	<b>2c</b>
d Number of conservation easements included on line 2c acquired after July 25, 2006, and not on a historic structure listed in the National Register	<b>2d</b>
3 Number of conservation easements modified, transferred, released, extinguished, or terminated by the organization during the tax year	
4 Number of states where property subject to conservation easement is located	
5 Does the organization have a written policy regarding the periodic monitoring, inspection, handling of violations, and enforcement of the conservation easements it holds?	<input type="checkbox"/> Yes <input type="checkbox"/> No
6 Staff and volunteer hours devoted to monitoring, inspecting, handling of violations, and enforcing conservation easements during the year	
7 Amount of expenses incurred in monitoring, inspecting, handling of violations, and enforcing conservation easements during the year	
8 Does each conservation easement reported on line 2d above satisfy the requirements of section 170(h)(4)(B)(i) and section 170(h)(4)(B)(ii)?	<input type="checkbox"/> Yes <input type="checkbox"/> No
9 In Part XIII, describe how the organization reports conservation easements in its revenue and expense statement and balance sheet, and include, if applicable, the text of the footnote to the organization's financial statements that describes the organization's accounting for conservation easements.	

**Part III Organizations Maintaining Collections of Art, Historical Treasures, or Other Similar Assets**

Complete if the organization answered "Yes" on Form 990, Part IV, line 8.

1a If the organization elected, as permitted under FASB ASC 958, not to report in its revenue statement and balance sheet works of art, historical treasures, or other similar assets held for public exhibition, education, or research in furtherance of public service, provide in Part XIII the text of the footnote to its financial statements that describes these items.	
b If the organization elected, as permitted under FASB ASC 958, to report in its revenue statement and balance sheet works of art, historical treasures, or other similar assets held for public exhibition, education, or research in furtherance of public service, provide the following amounts relating to these items.	
(i) Revenue included on Form 990, Part VIII, line 1	\$
(ii) Assets included in Form 990, Part X	\$
2 If the organization received or held works of art, historical treasures, or other similar assets for financial gain, provide the following amounts required to be reported under FASB ASC 958 relating to these items.	
a Revenue included on Form 990, Part VIII, line 1	\$
b Assets included in Form 990, Part X	\$

**Part III Organizations Maintaining Collections of Art, Historical Treasures, or Other Similar Assets** (continued)

**3** Using the organization's acquisition, accession, and other records, check any of the following that make significant use of its collection items (check all that apply).

- a** ☐ Public exhibition **d** ☐ Loan or exchange program  
**b** ☐ Scholarly research **e** ☐ Other .....  
**c** ☐ Preservation for future generations

**4** Provide a description of the organization's collections and explain how they further the organization's exempt purpose in Part XIII.

**5** During the year, did the organization solicit or receive donations of art, historical treasures, or other similar assets to be sold to raise funds rather than to be maintained as part of the organization's collection? ☐ Yes ☐ No

**Part IV Escrow and Custodial Arrangements**

Complete if the organization answered "Yes" on Form 990, Part IV, line 9, or reported an amount on Form 990, Part X, line 21.

**1a** Is the organization an agent, trustee, custodian or other intermediary for contributions or other assets not included on Form 990, Part X? ☐ Yes ☐ No

**b** If "Yes," explain the arrangement in Part XIII and complete the following table.

	Amount
<b>c</b> Beginning balance .....	<b>1c</b> .....
<b>d</b> Additions during the year .....	<b>1d</b> .....
<b>e</b> Distributions during the year .....	<b>1e</b> .....
<b>f</b> Ending balance .....	<b>1f</b> .....

**2a** Did the organization include an amount on Form 990, Part X, line 21, for escrow or custodial account liability? ☐ Yes ☐ No

**b** If "Yes," explain the arrangement in Part XIII. Check here if the explanation has been provided on Part XIII ☐

**Part V Endowment Funds**

Complete if the organization answered "Yes" on Form 990, Part IV, line 10.

	(a) Current year	(b) Prior year	(c) Two years back	(d) Three years back	(e) Four years back
<b>1a</b> Beginning of year balance .....					
<b>b</b> Contributions .....					
<b>c</b> Net investment earnings, gains, and losses .....					
<b>d</b> Grants or scholarships .....					
<b>e</b> Other expenditures for facilities and programs .....					
<b>f</b> Administrative expenses .....					
<b>g</b> End of year balance .....					

**2** Provide the estimated percentage of the current year end balance (line 1g, column (a)) held as:

- a** Board designated or quasi-endowment ..... %  
**b** Permanent endowment ..... %  
**c** Term endowment ..... %  
The percentages on lines 2a, 2b, and 2c should equal 100%.

**3a** Are there endowment funds not in the possession of the organization that are held and administered for the organization by:

(i) Unrelated organizations? ☐ Yes ☐ No **3a(i)** ☐ ☐  
(ii) Related organizations? ☐ Yes ☐ No **3a(ii)** ☐ ☐

**b** If "Yes" on line 3a(ii), are the related organizations listed as required on Schedule R? ☐ Yes ☐ No **3b** ☐ ☐

**4** Describe in Part XIII the intended uses of the organization's endowment funds.

**Part VI Land, Buildings, and Equipment**

Complete if the organization answered "Yes" on Form 990, Part IV, line 11a. See Form 990, Part X, line 10.

Description of property	(a) Cost or other basis (investment)	(b) Cost or other basis (other)	(c) Accumulated depreciation	(d) Book value
<b>1a</b> Land .....				
<b>b</b> Buildings .....				
<b>c</b> Leasehold improvements .....				
<b>d</b> Equipment .....				
<b>e</b> Other .....			<b>2,571,104</b>	<b>-2,571,104</b>
<b>Total.</b> Add lines 1a through 1e. (Column (d) must equal Form 990, Part X, line 10c, column (B))				<b>-2,571,104</b>



**Part VII Investments – Other Securities**

Complete if the organization answered "Yes" on Form 990, Part IV, line 11b. See Form 990, Part X, line 12.

(a) Description of security or category (including name of security)	(b) Book value	(c) Method of valuation: Cost or end-of-year market value
(1) Financial derivatives .....		
(2) Closely held equity interests .....		
(3) Other .....		
(A) .....		
(B) .....		
(C) .....		
(D) .....		
(E) .....		
(F) .....		
(G) .....		
(H) .....		
<b>Total.</b> (Column (b) must equal Form 990, Part X, line 12, col. (B)) .....		

**Part VIII Investments – Program Related**

Complete if the organization answered "Yes" on Form 990, Part IV, line 11c. See Form 990, Part X, line 13.

(a) Description of investment	(b) Book value	(c) Method of valuation: Cost or end-of-year market value
(1) .....		
(2) .....		
(3) .....		
(4) .....		
(5) .....		
(6) .....		
(7) .....		
(8) .....		
(9) .....		
<b>Total.</b> (Column (b) must equal Form 990, Part X, line 13, col. (B)) .....		

**Part IX Other Assets**

Complete if the organization answered "Yes" on Form 990, Part IV, line 11d. See Form 990, Part X, line 15.

(a) Description	(b) Book value
(1) <b>MCC Foundation</b>	<b>530,357</b>
(2) <b>Beneficial Int in Perpetual Trust</b>	<b>317,656</b>
(3) .....	
(4) .....	
(5) .....	
(6) .....	
(7) .....	
(8) .....	
(9) .....	
<b>Total.</b> (Column (b) must equal Form 990, Part X, line 15, col. (B)) .....	<b>848,013</b>

**Part X Other Liabilities**

Complete if the organization answered "Yes" on Form 990, Part IV, line 11e or 11f. See Form 990, Part X, line 25.

1. (a) Description of liability	(b) Book value
(1) Federal income taxes	
(2) <b>EDIL Loan</b>	<b>150,000</b>
(3) .....	
(4) .....	
(5) .....	
(6) .....	
(7) .....	
(8) .....	
(9) .....	
<b>Total.</b> (Column (b) must equal Form 990, Part X, line 25, col. (B)) .....	<b>150,000</b>

2. Liability for uncertain tax positions. In Part XIII, provide the text of the footnote to the organization's financial statements that reports the organization's liability for uncertain tax positions under FASB ASC 740. Check here if the text of the footnote has been provided in Part XIII ☐

**Part XI Reconciliation of Revenue per Audited Financial Statements With Revenue per Return**

Complete if the organization answered "Yes" on Form 990, Part IV, line 12a.

<b>1</b>	Total revenue, gains, and other support per audited financial statements	<b>1</b>	<b>1,778,589</b>
<b>2</b>	Amounts included on line 1 but not on Form 990, Part VIII, line 12:		
<b>a</b>	Net unrealized gains (losses) on investments	<b>2a</b>	
<b>b</b>	Donated services and use of facilities	<b>2b</b>	
<b>c</b>	Recoveries of prior year grants	<b>2c</b>	
<b>d</b>	Other (Describe in Part XIII.)	<b>2d</b>	
<b>e</b>	Add lines <b>2a</b> through <b>2d</b>	<b>2e</b>	
<b>3</b>	Subtract line <b>2e</b> from line <b>1</b>	<b>3</b>	<b>1,778,589</b>
<b>4</b>	Amounts included on Form 990, Part VIII, line 12, but not on line 1:		
<b>a</b>	Investment expenses not included on Form 990, Part VIII, line 7b	<b>4a</b>	
<b>b</b>	Other (Describe in Part XIII.)	<b>4b</b>	
<b>c</b>	Add lines <b>4a</b> and <b>4b</b>	<b>4c</b>	
<b>5</b>	Total revenue. Add lines <b>3</b> and <b>4c</b> . (This must equal Form 990, Part I, line 12.)	<b>5</b>	<b>1,778,589</b>

**Part XII Reconciliation of Expenses per Audited Financial Statements With Expenses per Return**

Complete if the organization answered "Yes" on Form 990, Part IV, line 12a.

<b>1</b>	Total expenses and losses per audited financial statements	<b>1</b>	<b>1,677,499</b>
<b>2</b>	Amounts included on line 1 but not on Form 990, Part IX, line 25:		
<b>a</b>	Donated services and use of facilities	<b>2a</b>	
<b>b</b>	Prior year adjustments	<b>2b</b>	
<b>c</b>	Other losses	<b>2c</b>	
<b>d</b>	Other (Describe in Part XIII.)	<b>2d</b>	
<b>e</b>	Add lines <b>2a</b> through <b>2d</b>	<b>2e</b>	
<b>3</b>	Subtract line <b>2e</b> from line <b>1</b>	<b>3</b>	<b>1,677,499</b>
<b>4</b>	Amounts included on Form 990, Part IX, line 25, but not on line 1:		
<b>a</b>	Investment expenses not included on Form 990, Part VIII, line 7b	<b>4a</b>	
<b>b</b>	Other (Describe in Part XIII.)	<b>4b</b>	
<b>c</b>	Add lines <b>4a</b> and <b>4b</b>	<b>4c</b>	
<b>5</b>	Total expenses. Add lines <b>3</b> and <b>4c</b> . (This must equal Form 990, Part I, line 18.)	<b>5</b>	<b>1,677,499</b>

**Part XIII Supplemental Information**

Provide the descriptions required for Part II, lines 3, 5, and 9; Part III, lines 1a and 4; Part IV, lines 1b and 2b; Part V, line 4; Part X, line 2; Part XI, lines 2d and 4b; and Part XII, lines 2d and 4b. Also complete this part to provide any additional information.

**Part XIII** Supplemental Information *(continued)*

SCHEDULE G  
(Form 990)

Department of the Treasury  
Internal Revenue Service

Name of the organization

Supplemental Information Regarding Fundraising or Gaming Activities

Complete if the organization answered "Yes" on Form 990, Part IV, line 17, 18, or 19, or if the organization entered more than \$15,000 on Form 990-EZ, line 6a.

Attach to Form 990 or Form 990-EZ.

Go to [www.irs.gov/Form990](http://www.irs.gov/Form990) for instructions and the latest information.

OMB No. 1545-0047

2023

Open to Public  
Inspection

Anna Maria Island Community Center

Employer identification number

\*\*-\*\*\*6231

Part I Fundraising Activities. Complete if the organization answered "Yes" on Form 990, Part IV, line 17.  
Form 990-EZ filers are not required to complete this part.

1 Indicate whether the organization raised funds through any of the following activities. Check all that apply.

- a ☐ Mail solicitations e ☐ Solicitation of non-government grants  
b ☐ Internet and email solicitations f ☐ Solicitation of government grants  
c ☐ Phone solicitations g ☐ Special fundraising events  
d ☐ In-person solicitations

2a Did the organization have a written or oral agreement with any individual (including officers, directors, trustees, or key employees listed in Form 990, Part VII) or entity in connection with professional fundraising services? ☐ Yes ☐ No

b If "Yes," list the 10 highest paid individuals or entities (fundraisers) pursuant to agreements under which the fundraiser is to be compensated at least \$5,000 by the organization.

(i) Name and address of individual or entity (fundraiser)	(ii) Activity	(iii) Did fundraiser have custody or control of contributions?		(iv) Gross receipts from activity	(v) Amount paid to (or retained by) fundraiser listed in col. (i)	(vi) Amount paid to (or retained by) organization
		Yes	No			
1						
2						
3						
4						
5						
6						
7						
8						
9						
10						
Total						

3 List all states in which the organization is registered or licensed to solicit contributions or has been notified it is exempt from registration or licensing.

**Part II Fundraising Events.** Complete if the organization answered "Yes" on Form 990, Part IV, line 18, or reported more than \$15,000 of fundraising event contributions and gross income on Form 990-EZ, lines 1 and 6b. List events with gross receipts greater than \$5,000.

		(a) Event #1	(b) Event #2	(c) Other events	(d) Total events
		<b>Concerts</b> (event type)	<b>All other Fundr</b> (event type)	<b>5</b> (total number)	(add col. (a) through col. (c))
Revenue	<b>1</b> Gross receipts .....	351,148	202,090	27,802	581,040
	<b>2</b> Less: Contributions .....				
	<b>3</b> Gross income (line 1 minus line 2) .....	351,148	202,090	27,802	581,040
Direct Expenses	<b>4</b> Cash prizes .....				
	<b>5</b> Noncash prizes .....				
	<b>6</b> Rent/facility costs .....				
	<b>7</b> Food and beverages .....				
	<b>8</b> Entertainment .....				
	<b>9</b> Other direct expenses .....		344,313		344,313
	<b>10</b> Direct expense summary. Add lines 4 through 9 in column (d) .....				344,313
	<b>11</b> Net income summary. Subtract line 10 from line 3, column (d) .....				236,727

**Part III Gaming.** Complete if the organization answered "Yes" on Form 990, Part IV, line 19, or reported more than \$15,000 on Form 990-EZ, line 6a.

		(a) Bingo	(b) Pull tabs/instant bingo/progressive bingo	(c) Other gaming	(d) Total gaming (add col. (a) through col. (c))
Revenue	<b>1</b> Gross revenue .....				
Direct Expenses	<b>2</b> Cash prizes .....				
	<b>3</b> Noncash prizes .....				
	<b>4</b> Rent/facility costs .....				
	<b>5</b> Other direct expenses .....				
	<b>6</b> Volunteer labor .....	<input type="checkbox"/> Yes ..... % <input type="checkbox"/> No	<input type="checkbox"/> Yes ..... % <input type="checkbox"/> No	<input type="checkbox"/> Yes ..... % <input type="checkbox"/> No	
	<b>7</b> Direct expense summary. Add lines 2 through 5 in column (d) .....				
	<b>8</b> Net gaming income summary. Subtract line 7 from line 1, column (d) .....				

**9** Enter the state(s) in which the organization conducts gaming activities: .....

**a** Is the organization licensed to conduct gaming activities in each of these states? ☐ Yes ☐ No

**b** If "No," explain: .....

**10a** Were any of the organization's gaming licenses revoked, suspended, or terminated during the tax year? ☐ Yes ☐ No

**b** If "Yes," explain: .....

- 11** Does the organization conduct gaming activities with nonmembers? ☐ Yes ☐ No

**12** Is the organization a grantor, beneficiary or trustee of a trust, or a member of a partnership or other entity formed to administer charitable gaming? ☐ Yes ☐ No

**13** Indicate the percentage of gaming activity conducted in:

<b>a</b> The organization's facility	<b>13a</b>	%
<b>b</b> An outside facility	<b>13b</b>	%

**14** Enter the name and address of the person who prepares the organization's gaming/special events books and records:

Name .....

Address .....

- 15a** Does the organization have a contract with a third party from whom the organization receives gaming revenue? ☐ Yes ☐ No
- b** If "Yes," enter the amount of gaming revenue received by the organization \$ \_\_\_\_\_ and the amount of gaming revenue retained by the third party \$ \_\_\_\_\_
- c** If "Yes," enter name and address of the third party: \_\_\_\_\_

Name .....

Address .....

- 16** Gaming manager information:

Name .....

Gaming manager compensation \$ .....

Description of services provided

☐ Director/officer      ☐ Employee      ☐ Independent contractor

- 17** Mandatory distributions:

- a** Is the organization required under state law to make charitable distributions from the gaming proceeds to retain the state gaming license? ..... ☐ Yes ☐ No
- b** Enter the amount of distributions required under state law to be distributed to other exempt organizations or spent in the organization's own exempt activities during the tax year \$ \_\_\_\_\_

**Part IV** **Supplemental Information.** Provide the explanations required by Part I, line 2b, columns (iii) and (v); and Part III, lines 9, 9b, 10b, 15b, 15c, 16, and 17b, as applicable. Also provide any additional information. See instructions.

**SCHEDULE O  
(Form 990)**

Department of the Treasury  
Internal Revenue Service

**Supplemental Information to Form 990 or 990-EZ**

Complete to provide information for responses to specific questions on  
Form 990 or 990-EZ or to provide any additional information.

Attach to Form 990 or Form 990-EZ.

Go to [www.irs.gov/Form990](http://www.irs.gov/Form990) for the latest information.

OMB No. 1545-0047

**2023**

**Open to Public  
Inspection**

Name of the organization

**Anna Maria Island Community Center**

Employer identification number

**\*\*-\*\*\*6231**

**Form 990, Part III, Line 4c - Third Accomplishment**

THE CENTER'S YOUTH BEYOND THE CLASSROOM, AFTERSCHOOL AND CAMP PROGRAM, SERVES TO PROVIDE A SAFE ENVIRONMENT FOR THE CHILDREN OF OUR COMMUNITY IN K-5TH GRADE, AS WELL AS DURING SCHOOL BREAKS. THIS PROGRAM MEETS THE NEEDS OF OUR LOCAL PARENTS IN NEED OF QUALITY OF NOT ONLY AFTER SCHOOL CARE BUT ENRICHMENT SERVICES THAT ARE CONVENIENT AND ACCESSIBLE ON ANNA MARIA ISLAND. TRAINED AND LICENSED PROFESSIONALS CREATE AND LEAD THE CURRICULUM TO SUPPORT THE NEEDS OF OUR AREA YOUTH. ADDITIONALLY, OUR ADVENTURE TIME TEEN PROGRAM CREATES A SAFE ENVIRONMENT FOR OUR TEENS TO GATHER, DO HOMEWORK, AND FURTHER PROVIDES AN OPPORTUNITY FOR THEM TO LEARN NECESSARY LIFE SKILLS THAT CREATE A CULTURE OF GIVING BACK AND SUPPORTING THE CENTER AND OTHER AREA PROGRAMS.

**Form 990, Part III, Line 4d - All Other Accomplishments**

PROVIDING WRAP AROUND FAMILY SERVICES THAT SUPPORT A HEALTHY, ACTIVE LIFESTYLE FOR ALL FAMILY MEMBERS, AS WELL AS FOR ADULTS AND SENIORS IN OUR COMMUNITY. THIS IS ACHIEVED THROUGH THE PROMISES WE HAVE MADE TO THE COMMUNITY AS WE WORK TO REBUILD THE TRUST AND CONFIDENCE THE COMMUNITY HAS IN THE CENTER: CREATE A FAMILY FRIENDLY ATMOSPHERE THAT IS FUN, SAFE AND SOCIAL, OFFER HEALTHY LIFESTYLE PROGRAMS AND ACTIVITIES TO ALL AGES, PROVIDE EXPERIENCES THAT ARE WELCOMING AND STIMULATING, AND BE A SOCIALLY RESPONSIBLE MEMBER OF THE ISLAND COMMUNITY.

Name of the organization

Employer identification number

Anna Maria Island Community Center

\*\*-\*\*\*6231

## Form 990, Part VI, Line 11b - Organization's Process to Review Form 990

No review was or will be conducted.

## Form 990, Part VI, Line 12c - Enforcement of Conflicts Policy

Formal policy is distributed to all employees and board members and reviewed annually by the board.

## Form 990, Part VI, Line 15a - Compensation Process for Top Official

The Board of Directors reviews all key personnel salaries annually

## Form 990, Part VI, Line 19 - Governing Documents Disclosure Explanation

No documents available to the public

## Form 990, Part IX, Line 11g - Other Fees for Services

## Description

Tot/Prog Service

Mgt &amp; General

Fundraising

Supplies &amp; Other Program Exp

\$ 121,729

\$ 0

\$ 0

Supplies &amp; Other Program Exp

\$ 42,964

\$ 0

\$ 0

Supplies &amp; Other Program Exp

\$ 134,994

\$ 0

\$ 0

Supplies &amp; Other Program Exp

\$ 0

\$ 0

\$ 48,889

Supplies &amp; Other Program Exp

\$ 0

\$ 2,808

\$ 0

Other



Name of the organization

Employer identification number

Anna Maria Island Community Center

\*\*-\*\*\*6231

\$ 0 \$ 0 \$ 8,592

Other

\$ 0 \$ 4,549 \$ 0

Other

\$ 37,402 \$ 0 \$ 0

Dues &amp; Licenses

\$ 9,631 \$ 0 \$ 0

Dues &amp; Licenses

\$ 0 \$ 1,171 \$ 0

Dues &amp; Licenses

\$ 0 \$ 0 \$ 2,213

Total

\$ 346,720 \$ 8,528 \$ 59,694

Form **4562**Department of the Treasury  
Internal Revenue Service

Name(s) shown on return

**Depreciation and Amortization**  
(Including Information on Listed Property)

Attach to your tax return.

Go to [www.irs.gov/Form4562](http://www.irs.gov/Form4562) for instructions and the latest information.

OMB No. 1545-0172

**2023**Attachment  
Sequence No. **179****Anna Maria Island Community Center**

Identifying number

**\*\*-\*\*\*6231**

Business or activity to which this form relates

**Indirect Depreciation****Part I Election To Expense Certain Property Under Section 179****Note:** If you have any listed property, complete Part V before you complete Part I.

1	Maximum amount (see instructions)	1	1,160,000
2	Total cost of section 179 property placed in service (see instructions)	2	
3	Threshold cost of section 179 property before reduction in limitation (see instructions)	3	2,890,000
4	Reduction in limitation. Subtract line 3 from line 2. If zero or less, enter -0-	4	
5	Dollar limitation for tax year. Subtract line 4 from line 1. If zero or less, enter -0-. If married filing separately, see instructions	5	
6	(a) Description of property	(b) Cost (business use only)	(c) Elected cost
7	Listed property. Enter the amount from line 29	7	
8	Total elected cost of section 179 property. Add amounts in column (c), lines 6 and 7	8	
9	Tentative deduction. Enter the <b>smaller</b> of line 5 or line 8	9	
10	Carryover of disallowed deduction from line 13 of your 2022 Form 4562	10	
11	Business income limitation. Enter the smaller of business income (not less than zero) or line 5. See instructions	11	
12	Section 179 expense deduction. Add lines 9 and 10, but don't enter more than line 11	12	
13	Carryover of disallowed deduction to 2024. Add lines 9 and 10, less line 12	13	

**Note:** Don't use Part II or Part III below for listed property. Instead, use Part V.**Part II Special Depreciation Allowance and Other Depreciation (Don't include listed property. See instructions.)**

14	Special depreciation allowance for qualified property (other than listed property) placed in service during the tax year. See instructions	14	85,062
15	Property subject to section 168(f)(1) election	15	
16	Other depreciation (including ACRS)	16	137,341

**Part III MACRS Depreciation (Don't include listed property. See instructions.)****Section A**

17	MACRS deductions for assets placed in service in tax years beginning before 2023	17	1,094
18	If you are electing to group any assets placed in service during the tax year into one or more general asset accounts, check here		

**Section B—Assets Placed in Service During 2023 Tax Year Using the General Depreciation System**

(a) Classification of property	(b) Month and year placed in service	(c) Basis for depreciation (business/investment use only—see instructions)	(d) Recovery period	(e) Convention	(f) Method	(g) Depreciation deduction
19a 3-year property						
b 5-year property		366	5.0	MQ	200DB	55
c 7-year property		10,350	7.0	MQ	200DB	914
d 10-year property						
e 15-year property		43,311	15.0	MQ	S/L	675
f 20-year property						
g 25-year property			25 yrs.		S/L	
h Residential rental property			27.5 yrs.	MM	S/L	
i Nonresidential real property			27.5 yrs.	MM	S/L	
			39 yrs.	MM	S/L	
				MM	S/L	

**Section C—Assets Placed in Service During 2023 Tax Year Using the Alternative Depreciation System**

20a Class life					S/L	
b 12-year			12 yrs.		S/L	
c 30-year			30 yrs.	MM	S/L	
d 40-year			40 yrs.	MM	S/L	

**Part IV Summary (See instructions.)**

21	Listed property. Enter amount from line 28	21	
22	<b>Total.</b> Add amounts from line 12, lines 14 through 17, lines 19 and 20 in column (g), and line 21. Enter here and on the appropriate lines of your return. Partnerships and S corporations—see instructions	22	225,141
23	For assets shown above and placed in service during the current year, enter the portion of the basis attributable to section 263A costs	23	

For Paperwork Reduction Act Notice, see separate instructions.

DAA

Form **4562** (2023)  
**There are no amounts for Page 2**

**Part V Listed Property** (Include automobiles, certain other vehicles, certain aircraft, and property used for entertainment, recreation, or amusement.)

**Note:** For any vehicle for which you are using the standard mileage rate or deducting lease expense, complete **only** 24a, 24b, columns (a) through (c) of Section A, all of Section B, and Section C if applicable.

**Section A—Depreciation and Other Information** (Caution: See the instructions for limits for passenger automobiles.)

<b>24a</b> Do you have evidence to support the business/investment use claimed?						<input checked="" type="checkbox"/> <b>Yes</b>		<input type="checkbox"/> <b>No</b>		<b>24b</b> If "Yes," is the evidence written?		<input type="checkbox"/> <b>Yes</b>		<input checked="" type="checkbox"/> <b>No</b>	
(a) Type of property (list vehicles first)	(b) Date placed in service	(c) Business/ investment use percentage	(d) Cost or other basis	(e) Basis for depreciation (business/investment use only)	(f) Recovery period	(g) Method/ Convention	(h) Depreciation deduction	(i) Elected section 179 cost							
<b>25</b> Special depreciation allowance for qualified listed property placed in service during the tax year and used more than 50% in a qualified business use. See instructions											<b>25</b>				
<b>26</b> Property used more than 50% in a qualified business use:															
<b>See Statement 1</b>															
		%	<b>73,485</b>												
		%													
<b>27</b> Property used 50% or less in a qualified business use:															
		%				S/L-									
		%				S/L-									
<b>28</b> Add amounts in column (h), lines 25 through 27. Enter here and on line 21, page 1											<b>28</b>				
<b>29</b> Add amounts in column (i), line 26. Enter here and on line 7, page 1													<b>29</b>		

**Section B—Information on Use of Vehicles**

Complete this section for vehicles used by a sole proprietor, partner, or other "more than 5% owner," or related person. If you provided vehicles to your employees, first answer the questions in Section C to see if you meet an exception to completing this section for those vehicles.

	(a) Vehicle 1		(b) Vehicle 2		(c) Vehicle 3		(d) Vehicle 4		(e) Vehicle 5		(f) Vehicle 6	
<b>30</b> Total business/investment miles driven during the year ( <b>don't</b> include commuting miles)												
<b>31</b> Total commuting miles driven during the year												
<b>32</b> Total other personal (noncommuting) miles driven												
<b>33</b> Total miles driven during the year. Add lines 30 through 32												
<b>34</b> Was the vehicle available for personal use during off-duty hours?	<b>Yes</b>	<b>No</b>	<b>Yes</b>	<b>No</b>	<b>Yes</b>	<b>No</b>	<b>Yes</b>	<b>No</b>	<b>Yes</b>	<b>No</b>	<b>Yes</b>	<b>No</b>
<b>35</b> Was the vehicle used primarily by a more than 5% owner or related person?												
<b>36</b> Is another vehicle available for personal use?												

**Section C—Questions for Employers Who Provide Vehicles for Use by Their Employees**

Answer these questions to determine if you meet an exception to completing Section B for vehicles used by employees who **aren't** more than 5% owners or related persons. See instructions.

<b>37</b> Do you maintain a written policy statement that prohibits all personal use of vehicles, including commuting, by your employees?	<b>Yes</b>	<b>No</b>
<b>38</b> Do you maintain a written policy statement that prohibits personal use of vehicles, except commuting, by your employees? See the instructions for vehicles used by corporate officers, directors, or 1% or more owners		<input checked="" type="checkbox"/>
<b>39</b> Do you treat all use of vehicles by employees as personal use?		<input checked="" type="checkbox"/>
<b>40</b> Do you provide more than five vehicles to your employees, obtain information from your employees about the use of the vehicles, and retain the information received?		<input checked="" type="checkbox"/>
<b>41</b> Do you meet the requirements concerning qualified automobile demonstration use? See instructions		<input checked="" type="checkbox"/>
<b>Note:</b> If your answer to 37, 38, 39, 40, or 41 is "Yes," don't complete Section B for the covered vehicles.		

**Part VI Amortization**

(a) Description of costs	(b) Date amortization begins	(c) Amortizable amount	(d) Code section	(e) Amortization period or percentage	(f) Amortization for this year
<b>42</b> Amortization of costs that begins during your 2023 tax year (see instructions):					
<b>43</b> Amortization of costs that began before your 2023 tax year					<b>43</b>
<b>44</b> <b>Total.</b> Add amounts in column (f). See the instructions for where to report					<b>44</b>

# Federal Asset Report

## Form 990, Page 1

Asset	Description	Date In Service	Cost	Bus %	Sec 179	Bonus	Basis for Depr	PerConv Meth	Prior	Current
<b>5-year GDS Property:</b>										
440	Computer	2/13/24	915			X	366	5 MQ200DB	0	604
			915				366		0	604
<b>7-year GDS Property:</b>										
432	Fridge	9/05/23	1,236			X	247	7 MQ200DB	0	1,051
433	Ice Machine	9/15/23	6,900			X	1,380	7 MQ200DB	0	5,865
441	72x24 Mobile Training Table #1	4/16/24	368			X	147	7 MQ200DB	0	226
442	Counter Table	1/10/24	1,272			X	509	7 MQ200DB	0	817
443	Counters Stool #1	1/10/24	286			X	114	7 MQ200DB	0	184
444	Counters Stool #2	1/10/24	286			X	114	7 MQ200DB	0	184
445	Counters Stool #3	1/10/24	286			X	114	7 MQ200DB	0	184
446	Counters Stool #4	1/10/24	286			X	114	7 MQ200DB	0	184
447	Blue Iron Chairs #1	1/10/24	635			X	254	7 MQ200DB	0	408
448	Blue Iron Chairs #2	1/10/24	635			X	254	7 MQ200DB	0	408
449	Blue Iron Chairs #3	1/10/24	635			X	254	7 MQ200DB	0	409
450	Blue Iron Chairs #4	1/10/24	635			X	254	7 MQ200DB	0	409
451	Black End Table #1	1/10/24	317			X	127	7 MQ200DB	0	204
452	Black End Table #2	1/10/24	317			X	127	7 MQ200DB	0	204
453	Teal Stool for Bathroom #1	1/10/24	32			X	13	7 MQ200DB	0	20
454	Teal Stool for Bathroom #2	1/10/24	32			X	13	7 MQ200DB	0	20
455	Full Length Mirrors #1	1/10/24	95			X	38	7 MQ200DB	0	61
456	Full Length Mirrors #2	1/10/24	95			X	38	7 MQ200DB	0	61
457	Baskets	1/10/24	57			X	23	7 MQ200DB	0	37
458	EFX 635 Crosstrainer	5/31/24	4,477			X	1,791	7 MQ200DB	0	2,750
459	30LB Rouge Rubber Hex Dumbbell	1/17/24	132			X	53	7 MQ200DB	0	85
460	72x24 Mobile Training Table #2	4/16/24	368			X	147	7 MQ200DB	0	226
461	72x24 Mobile Training Table #3	4/16/24	368			X	147	7 MQ200DB	0	226
462	72x24 Mobile Training Table #4	4/16/24	368			X	147	7 MQ200DB	0	226
463	72x24 Mobile Training Table #5	4/16/24	368			X	147	7 MQ200DB	0	226
464	72x24 Mobile Training Table #6	4/16/24	368			X	147	7 MQ200DB	0	226
465	Plastic Stackable Chair #1	5/14/24	69			X	28	7 MQ200DB	0	42
466	Plastic Stackable Chair #2	5/14/24	69			X	28	7 MQ200DB	0	42
467	Plastic Stackable Chair #3	5/14/24	69			X	28	7 MQ200DB	0	42
468	Plastic Stackable Chair #4	5/14/24	69			X	28	7 MQ200DB	0	42
469	Plastic Stackable Chair #5	5/14/24	69			X	28	7 MQ200DB	0	42
470	Plastic Stackable Chair #6	5/14/24	69			X	28	7 MQ200DB	0	42
471	Plastic Stackable Chair #7	5/14/24	69			X	28	7 MQ200DB	0	42
472	Plastic Stackable Chair #8	5/14/24	69			X	28	7 MQ200DB	0	42
473	Plastic Stackable Chair #9	5/14/24	69			X	28	7 MQ200DB	0	42
474	Plastic Stackable Chair #10	5/14/24	69			X	28	7 MQ200DB	0	42
475	Plastic Stackable Chair #11	5/14/24	69			X	28	7 MQ200DB	0	42
476	Plastic Stackable Chair #12	5/14/24	69			X	28	7 MQ200DB	0	42
477	Plastic Stackable Chair #13	5/14/24	69			X	28	7 MQ200DB	0	42
478	Plastic Stackable Chair #14	5/14/24	69			X	28	7 MQ200DB	0	42
479	Plastic Stackable Chair #15	5/14/24	69			X	28	7 MQ200DB	0	42
480	Plastic Stackable Chair #16	5/14/24	69			X	28	7 MQ200DB	0	42
481	Plastic Stackable Chair #17	5/14/24	69			X	28	7 MQ200DB	0	42
482	Plastic Stackable Chair #18	5/14/24	69			X	28	7 MQ200DB	0	42
483	Plastic Stackable Chair #19	5/14/24	69			X	28	7 MQ200DB	0	42
484	Plastic Stackable Chair #20	5/14/24	69			X	28	7 MQ200DB	0	42
485	Plastic Stackable Chair #21	5/14/24	69			X	28	7 MQ200DB	0	42
486	Plastic Stackable Chair #22	5/14/24	69			X	28	7 MQ200DB	0	42
487	Plastic Stackable Chair #23	5/14/24	69			X	28	7 MQ200DB	0	42
488	Plastic Stackable Chair #24	5/14/24	69			X	28	7 MQ200DB	0	42
489	Plastic Stackable Chair #25	5/14/24	69			X	28	7 MQ200DB	0	42
490	Plastic Stackable Chair #26	5/14/24	69			X	28	7 MQ200DB	0	42
491	Plastic Stackable Chair #27	5/14/24	69			X	28	7 MQ200DB	0	42
492	Plastic Stackable Chair #28	5/14/24	69			X	28	7 MQ200DB	0	42
493	Plastic Stackable Chair #29	5/14/24	69			X	28	7 MQ200DB	0	42
494	Plastic Stackable Chair #30	5/14/24	69			X	28	7 MQ200DB	0	42
495	Plastic Stackable Chair #31	5/14/24	69			X	28	7 MQ200DB	0	42
496	Plastic Stackable Chair #32	5/14/24	69			X	28	7 MQ200DB	0	42
497	Plastic Stackable Chair #33	5/14/24	69			X	28	7 MQ200DB	0	42
498	Plastic Stackable Chair #34	5/14/24	69			X	28	7 MQ200DB	0	42
499	Plastic Stackable Chair #35	5/14/24	69			X	28	7 MQ200DB	0	42
500	Plastic Stackable Chair #36	5/14/24	69			X	28	7 MQ200DB	0	42
501	Plastic Stackable Chair #37	5/14/24	69			X	28	7 MQ200DB	0	42
502	Plastic Stackable Chair #38	5/14/24	69			X	28	7 MQ200DB	0	42

# Federal Asset Report

## Form 990, Page 1

Asset	Description	Date In Service	Cost	Bus %	Sec 179	Bonus	Basis for Depr	PerConv Meth	Prior	Current
503	Plastic Stackable Chair #39	5/14/24	69			X	28	7 MQ200DB	0	42
504	Plastic Stackable Chair #40	5/14/24	69			X	28	7 MQ200DB	0	42
505	Plastic Stackable Chair #41	5/14/24	69			X	28	7 MQ200DB	0	42
506	Plastic Stackable Chair #42	5/14/24	69			X	28	7 MQ200DB	0	42
507	Plastic Stackable Chair #43	5/14/24	69			X	28	7 MQ200DB	0	42
508	Plastic Stackable Chair #44	5/14/24	69			X	28	7 MQ200DB	0	42
511	TRM 731 Treadmill	5/31/24	5,175			X	2,070	7 MQ200DB	0	3,179
512	35LB Rogue Kettlebell	1/17/24	86			X	34	7 MQ200DB	0	55
513	26LB Rougue Kettlebell	1/17/24	73			X	29	7 MQ200DB	0	47
514	18LB Rougue Kettlebell	1/17/24	53			X	21	7 MQ200DB	0	34
515	#0 Orange Band	1/17/24	22			X	9	7 MQ200DB	0	14
516	#0 Orange Band	1/17/24	22			X	9	7 MQ200DB	0	14
517	Pull-up Package 2	1/17/24	89			X	36	7 MQ200DB	0	57
518	Pull-up Package 2	1/17/24	89			X	36	7 MQ200DB	0	57
519	Pull-up Package	1/17/24	94			X	38	7 MQ200DB	0	60
520	Pull-up Package 2	1/17/24	94			X	38	7 MQ200DB	0	60
521	20LB Rougue Rubber Hex Dumbbell	1/17/24	93			X	37	7 MQ200DB	0	60
522	25LB Rougue Rubber Hex Dumbbell	1/17/24	119			X	48	7 MQ200DB	0	77
			29,899				10,350			20,463

**15-year GDS Property:**

434	Leasehold Improvement - Replenish paint	1/10/24	7,054			X	2,822	15 MQ S/L	0	4,303
435	Leasehold Improvements - Community Cen	1/10/24	28,394			X	11,358	15 MQ S/L	0	17,320
436	Leasehold Improvements - Paint Stage and l	1/10/24	6,302			X	2,521	15 MQ S/L	0	3,844
437	Concrete by side of gym door	2/07/24	1,380			X	552	15 MQ S/L	0	842
438	Paver work on playground	2/07/24	3,800			X	1,520	15 MQ S/L	0	2,318
439	Air & Energy - Air Conditioning	6/30/24	50,000			X	20,000	15 MQ S/L	0	30,167
509	Soudn Equipment Hookup	5/01/24	2,385			X	954	15 MQ S/L	0	1,439
510	Repair to Field Lights	6/14/24	8,960			X	3,584	15 MQ S/L	0	5,406
			108,275				43,311			65,639

**Prior MACRS:**

200	Roof improvements	12/04/18	10,858				10,858	39 MMS/L	1,264	279
201	MedOne Fitness Equipment	12/07/18	29,500			X	0	5 HY 200DB	29,500	0
205	Treadmill - TRM 731, 700 P30	5/02/19	4,063			X	0	7 HY 200DB	4,063	0
206	C240 Stretch Trainer	5/02/19	869			X	0	7 HY 200DB	869	0
207	C0085ES In/Out Thigh, EXP TI, EN	5/02/19	2,364			X	0	5 HY 200DB	2,364	0
209	Incline/Flat Bench (1 Each)	11/12/18	49			X	30	5 HY 200DB	47	2
210	Hyperextension Bench (1 Each)	11/12/18	49			X	0	5 HY 200DB	49	0
211	15 LB Dumbbells (1 Set)	11/12/18	10			X	0	5 HY 200DB	10	0
212	50 LB Dumbbells (1 Set)	11/12/18	32			X	0	5 HY 200DB	32	0
213	Straight Bar (Bench) 45 LBS (2 Sets)	11/12/18	65			X	0	5 HY 200DB	65	0
214	Straight Bar (Bench) 35 LBS (1 Each)	11/12/18	24			X	0	5 HY 200DB	24	0
215	EZ Curl Barbell 15 LBS (3 Each)	11/12/18	16			X	0	5 HY 200DB	16	0
216	Everlast Heavy Bag/Punching Bag & Stand	11/12/18	65			X	0	5 HY 200DB	65	0
217	Kettlebells 5 LBS (1 Each)	11/12/18	2			X	0	5 HY 200DB	2	0
218	Kettlebells 8 LBS (1 Each)	11/12/18	3			X	0	5 HY 200DB	3	0
219	Kettlebells 10 LBS (2 Each)	11/12/18	6			X	0	5 HY 200DB	6	0
220	Kelltebells 15 LBS (1 Each)	11/12/18	5			X	0	5 HY 200DB	5	0
221	Medicine Ball Rack Holder (1 Each)	11/12/18	24			X	0	5 HY 200DB	24	0
222	Weighted Medicine Balls 3 LBS (2 Each)	11/12/18	5			X	0	5 HY 200DB	5	0
223	Weighted Medicine Balls 6 LBS (1 Each)	11/12/18	8			X	0	5 HY 200DB	8	0
224	Weighted Medicine Balls 8 LBS (1 Each)	11/12/18	8			X	0	5 HY 200DB	8	0
225	Weighted Medicine Balls (1 Each)	11/12/18	8			X	0	5 HY 200DB	8	0
226	Weighted Medicine Balls 3 KG (2 Each)	11/12/18	5			X	0	5 HY 200DB	5	0
227	Power Rope Ball 3 KG (1 Each)	11/12/18	5			X	0	5 HY 200DB	5	0
228	Weighted Medicine Balls Blue (1 Each)	11/12/18	5			X	0	5 HY 200DB	5	0
229	Weighted Medicine Balls 4 LBS (3 Ech)	11/12/18	6			X	0	5 HY 200DB	6	0
230	Weighted Medicine Balls Blue 6 LBS (1 Ea	11/12/18	8			X	0	5 HY 200DB	8	0
231	Weighted Medicine Balls 5 KG (1 Each)	11/12/18	8			X	0	5 HY 200DB	8	0
232	Slam Ball 30 LB (1 Each)	11/12/18	11			X	0	5 HY 200DB	11	0
233	Weighted Medicine Ball 10 LB (1 Each)	11/12/18	5			X	0	5 HY 200DB	5	0
234	Core Med Balls Plus W/Handles 10 LB (1E	11/12/18	8			X	0	5 HY 200DB	8	0
235	Core Med Balls Plus W/Handles 12 LBS (1	11/12/18	10			X	0	5 HY 200DB	10	0
236	Core Med Balls Plus W/Handles 14LBS (1	11/12/18	11			X	0	5 HY 200DB	11	0
237	Core Med Balls Plus W/Handles 16 LBS (1	11/12/18	13			X	0	5 HY 200DB	13	0
238	Core Med Balls Plus W/Handles 20 LBS (1	11/12/18	15			X	0	5 HY 200DB	15	0
239	Core Med Balls Plus W/Handles 25 LBS (1	11/12/18	16			X	0	5 HY 200DB	16	0
240	Balance Pad Blue (1 Each)	11/12/18	8			X	0	5 HY 200DB	8	0

# Federal Asset Report

## Form 990, Page 1

Asset	Description	Date In Service	Cost	Bus %	Sec 179	Sec Bonus	Basis for Depr	PerConv	Meth	Prior	Current
241	Bosu Balance (1 Each)	11/12/18	65			X	0	5	HY 200DB	65	0
242	Reebok Core Board (1 Each)	11/12/18	32			X	0	5	HY 200DB	32	0
243	Core Med Balls Plus W/Handles (2 Each)	11/12/18	10			X	0	5	HY 200DB	10	0
244	Core Med Balls Plus W/Handles (1 Each)	11/12/18	5			X	0	5	HY 200DB	5	0
245	Balance Discs Pink (1 Each)	11/12/18	6			X	0	5	HY 200DB	6	0
246	Balance Discs Yellow (2 Each)	11/12/18	10			X	0	5	HY 200DB	10	0
247	Foam Rollers (2)	11/12/18	13			X	0	5	HY 200DB	13	0
248	Foam Roller 1/2 (1 Each)	11/12/18	5			X	0	5	HY 200DB	5	0
249	Foam Roller 1/4 (1 Each)	11/12/18	5			X	0	5	HY 200DB	5	0
250	Olympic Bench - Flat/Decline (1 Each)	11/12/18	49			X	0	5	HY 200DB	49	0
251	Circuit Training Equip - Rope Attachment	11/12/18	8			X	0	5	HY 200DB	8	0
252	Circuit Training Equip - Handle Attachment	11/12/18	10			X	0	5	HY 200DB	10	0
253	Circuit Training Equip - Straight Bar Padded	11/12/18	13			X	0	5	HY 200DB	13	0
254	Circuit Training Equip-Close V Grip Row C	11/12/18	10			X	0	5	HY 200DB	10	0
255	Circuit Training Equip-V Grip Tricep Pushc	11/12/18	10			X	0	5	HY 200DB	10	0
256	Circuit Training Equip - EZ Curl Attachmer	11/12/18	10			X	0	5	HY 200DB	10	0
257	Circuit Training Equip - 2.5 LB Add On (2 )	11/12/18	2			X	0	5	HY 200DB	2	0
258	Olympic Plates - 2.5 LBS (5 Each)	11/12/18	5			X	0	5	HY 200DB	5	0
259	Olympic Plates - 5 LBS (7 Each)	11/12/18	11			X	0	5	HY 200DB	11	0
260	Olympic Plate - 10 LBS (8 Each)	11/12/18	26			X	0	5	HY 200DB	26	0
261	Olympic Plates - 25 LBS (5 Each)	11/12/18	40			X	0	5	HY 200DB	40	0
262	Olympic Plates - 35 LBS (6 Each)	11/12/18	68			X	0	5	HY 200DB	68	0
263	Olympic Plates - 45 LBS (14 Each)	11/12/18	204			X	0	5	HY 200DB	204	0
264	Olympic Plates - Small Step (2 Each)	11/12/18	13			X	0	5	HY 200DB	13	0
265	Olympic Plates - Small Step Risers (8 Each)	11/12/18	13			X	0	5	HY 200DB	13	0
266	Olympic Plates - Massage Table For Stretch	11/12/18	146			X	0	5	HY 200DB	146	0
267	Olympic Plate - Blue Tri Fold Tumbling Ma	11/12/18	340			X	0	5	HY 200DB	340	0
268	Cardio Equip - Treadmills Freemotion (4 Ea	11/12/18	324			X	0	5	HY 200DB	324	0
269	Cardio Equip - Treadmills/True (1 Each)	11/12/18	324			X	0	5	HY 200DB	324	0
270	Cardio Equip - Ellipticals/Procore w/Arm M	11/12/18	324			X	0	5	HY 200DB	324	0
271	Cardio Equip - Ellipticals/Procore w/o Arm	11/12/18	324			X	0	5	HY 200DB	324	0
272	Cardio Equip - Ellipticals/Octane w/Arm M	11/12/18	566			X	0	5	HY 200DB	566	0
273	Cardio Equip - Recumbank Bikes/Precore (1	11/12/18	129			X	0	5	HY 200DB	129	0
274	Cardio Equip - Stairmaster/Sportsmith(1EA	11/12/18	81			X	0	5	HY 200DB	81	0
275	Cardio Equip - Stairmaster Stepmill (1EA)	11/12/18	1,456			X	0	5	HY 200DB	1,456	0
276	Cardio Equip - Spin Bikes/Star Trac	11/12/18	259			X	0	5	HY 200DB	259	0
277	Cardio Equip - Spin Bikes/Spinner NXT (10	11/12/18	1,942			X	0	5	HY 200DB	1,942	0
278	Cardio Equip - Rowing Machine/Concept 2	11/12/18	356			X	0	5	HY 200DB	356	0
279	Cardio Equip - Pads Under Bikes (11 EA)	11/12/18	49			X	0	5	HY 200DB	49	0
280	Cardio Equip - Floor Fans (3 EA)	11/12/18	24			X	0	5	HY 200DB	24	0
281	Cardio Equip - Roman Chair/Empire (1 EA)	11/12/18	65			X	0	5	HY 200DB	65	0
282	Fitness Equip - Small Steps (7 EA)	11/12/18	45			X	0	5	HY 200DB	45	0
283	Fitness Equip - Reebok Steps (51EA)	11/12/18	1,651			X	0	5	HY 200DB	1,651	0
284	Fitness Equip - Black Power System Mats(1	11/12/18	52			X	0	5	HY 200DB	52	0
285	Fitness Equip - Green Thick Mats (7 EA)	11/12/18	23			X	0	5	HY 200DB	23	0
286	Fitness Equip - Green & Brown Yoga Mats	11/12/18	97			X	0	5	HY 200DB	97	0
287	Fitness Equip - Neoprene Hand Weights 1-1	11/12/18	647			X	0	5	HY 200DB	647	0
288	Fitness Equip - Neoprene Hand Weight Rac	11/12/18	162			X	0	5	HY 200DB	162	0
289	Fitness Equip - Resist A Balls (30 EA)	11/12/18	194			X	0	5	HY 200DB	194	0
290	Fitness Equip - Straight Bars (20 EA)	11/12/18	129			X	0	5	HY 200DB	129	0
291	Fitness Equip - Straight Bar Olym Plates	11/12/18	324			X	0	5	HY 200DB	324	0
292	Fitness Equip - Spri Resist Tubing/Yellow	11/12/18	16			X	0	5	HY 200DB	16	0
293	Fitness Equip - Spri Resist Tubing/Green	11/12/18	16			X	0	5	HY 200DB	16	0
294	Fitness Equip - Spri Resist Tubing/Blue	11/12/18	16			X	0	5	HY 200DB	16	0
295	Fitness Equip - Spri Resist Tubing/Black	11/12/18	16			X	0	5	HY 200DB	16	0
296	Fitness Equip - Resist Tubing Holder Stand	11/12/18	29			X	0	5	HY 200DB	29	0
297	Fitness Equip - PVC Resist A Ball Holder	11/12/18	16			X	0	5	HY 200DB	16	0
298	Fitness Equip - Onkyo Group Fitness Stereo	11/12/18	129			X	0	5	HY 200DB	129	0
299	Fitness Equip-Canton Sm White Speakers(2	11/12/18	32			X	0	5	HY 200DB	32	0
300	Fitness Equip - Black Floor Osc Fan (2 EA)	11/12/18	11			X	0	5	HY 200DB	11	0
301	Fitness Equip - White Floor Fan (2 EA)	11/12/18	8			X	0	5	HY 200DB	8	0
302	Core Med Balls Plus W/Handles (1 Each)	11/12/18	6			X	0	5	HY 200DB	6	0
303	Foam Roller Speck Blue	11/12/18	13			X	0	5	HY 200DB	13	0
304	Foam Roller 1/4 (1 Each)	11/12/18	5			X	0	5	HY 200DB	5	0
305	EFX 635 Crosstrainer	2/11/20	3,710			X	0	7	HY 200DB	3,710	0
306	RBK 635 Recumbent Cycle	2/11/20	1,977			X	0	7	HY 200DB	1,977	0
308	1 Medball 20 LB Black	11/08/21	109			X	0	7	MQ200DB	109	0
309	Rogue 25mm Bella Bar 2.0 (Black w/ Brigh	11/08/21	228			X	0	7	MQ200DB	228	0
310	Rogue 25mm Bella Bar 2.0 (Black w/ Brigh	11/08/21	228			X	0	7	MQ200DB	228	0
311	28.5MM Echo Bar 2.0 - Bright Sleeve Brigh	11/08/21	257			X	0	7	MQ200DB	257	0
312	28.5MM Echo Bar 2.0 - Bright Sleeve Brigh	11/08/21	257			X	0	7	MQ200DB	257	0
313	Rogue Echo Slam Ball - 30lbs	11/08/21	117			X	0	7	MQ200DB	117	0

# Federal Asset Report

## Form 990, Page 1

Asset	Description	Date In Service	Cost	Bus %	Sec 179	Basis for Depr	PerConv Meth	Prior	Current
314	Rogue Echo Slam Ball - 40lbs	11/08/21	141		X	0	7 MQ200DB	141	0
315	Medball 20 LB Black	11/08/21	109		X	0	7 MQ200DB	109	0
316	Medball 25 LB Black	11/08/21	117		X	0	7 MQ200DB	117	0
317	Medball 30 LB Black	11/08/21	126		X	0	7 MQ200DB	126	0
318	Landmine Single 5/8	11/08/21	107		X	0	7 MQ200DB	107	0
319	Rogue Bar Holder 2.0	11/08/21	157		X	0	7 MQ200DB	157	0
320	Rogue Bar Holder 2.0	11/08/21	157		X	0	7 MQ200DB	157	0
321	Rogue TB-2 Trap Bar	11/08/21	388		X	0	7 MQ200DB	388	0
322	Rogue Chalk Stand	11/08/21	146		X	0	7 MQ200DB	146	0
323	Fold Back Rack Stringer Pair	11/08/21	124		X	0	7 MQ200DB	124	0
326	26LB Rogue Kettlebell	11/08/21	70		X	0	7 MQ200DB	70	0
327	35LB Rogue Kettlebell	11/08/21	80		X	0	7 MQ200DB	80	0
328	10LB Rogue Rubber Hex Dumbell - Pair	11/08/21	60		X	0	7 MQ200DB	60	0
329	15LB Rogue Rubber Hex Dumbell - Pair	11/08/21	69		X	0	7 MQ200DB	69	0
330	20LB Rogue Rubber Hex Dumbbell - Pair	11/08/21	84		X	0	7 MQ200DB	84	0
331	25LB Rogue Rubber Hex Dumbbell - Pair	11/08/21	98		X	0	7 MQ200DB	98	0
332	Rogue 5 - 50lbs Dumbbell Set - Kit Set	11/08/21	1,032		X	0	7 MQ200DB	1,032	0
333	Rogue 55 - 100lbs Dumbbell Set - Kit Set	11/08/21	2,075		X	0	7 MQ200DB	2,075	0
337	Concept 2 Wall Mounted Ski Erg with PM5	11/08/21	782		X	0	7 MQ200DB	782	0
338	Concept 2 Ski Erg Floor Stand v2	11/08/21	192		X	0	7 MQ200DB	192	0
339	Rogue Echo Gym Timer	11/08/21	287		X	0	7 MQ200DB	287	0
340	Rogue ECHO Bike v2.0 - 2 Pack	11/08/21	1,507		X	0	7 MQ200DB	1,507	0
341	Rogue Black Training Plate - 25lbs - Pair	11/08/21	219		X	0	7 MQ200DB	219	0
342	Rogue Black Training Plate - 25lbs - Pair	11/08/21	219		X	0	7 MQ200DB	219	0
343	Rogue Black Training Plate - 25lbs - Pair	11/08/21	219		X	0	7 MQ200DB	219	0
344	Rogue Black Training Plate - 25lbs - Pair	11/08/21	219		X	0	7 MQ200DB	219	0
345	Rogue Black Training Plate - 25lbs - Pair	11/08/21	219		X	0	7 MQ200DB	219	0
346	Rogue Black Training Plate - 25lbs - Pair	11/08/21	219		X	0	7 MQ200DB	219	0
347	Rogue Black Training Plate - 45lbs - Pair	11/08/21	319		X	0	7 MQ200DB	319	0
348	Rogue Black Training Plate - 45lbs - Pair	11/08/21	319		X	0	7 MQ200DB	319	0
349	Rogue Black Training Plate - 45lbs - Pair	11/08/21	319		X	0	7 MQ200DB	319	0
350	Rogue Black Training Plate - 45lbs - Pair	11/08/21	319		X	0	7 MQ200DB	319	0
351	Rogue Black Training Plate - 45lbs - Pair	11/08/21	319		X	0	7 MQ200DB	319	0
352	Rogue Black Training Plate - 45lbs - Pair	11/08/21	319		X	0	7 MQ200DB	319	0
353	Rogue Echo Bumper - 10lbs - Pair	11/08/21	69		X	0	7 MQ200DB	69	0
354	Rogue Echo Bumper - 10lbs - Pair	11/08/21	69		X	0	7 MQ200DB	69	0
355	Rogue Echo Bumper - 10lbs - Pair	11/08/21	69		X	0	7 MQ200DB	69	0
356	Rogue HG 2.0 Collars	11/08/21	50		X	0	7 MQ200DB	50	0
357	Rogue HG 2.0 Collars	11/08/21	50		X	0	7 MQ200DB	50	0
358	Rogue V2 Bumper Stacker	11/08/21	99		X	0	7 MQ200DB	99	0
359	Rogue V2 Bumper Stacker	11/08/21	99		X	0	7 MQ200DB	99	0
360	Rogue V2 Bumper Stacker	11/08/21	99		X	0	7 MQ200DB	99	0
361	Rogue V2 Bumper Stacker	11/08/21	99		X	0	7 MQ200DB	99	0
362	B-2 Rogue Flat Utility Bench - Bolt Versior	11/08/21	238		X	0	7 MQ200DB	238	0
363	B-2 Rogue Flat Utility Bench - Bolt Versior	11/08/21	238		X	0	7 MQ200DB	238	0
364	Rogue X-43 Parallel Cross Member	11/08/21	141		X	0	7 MQ200DB	141	0
365	Rogue X-43 Parallel Cross Member	11/08/21	141		X	0	7 MQ200DB	141	0
366	Rogue X-43 Parallel Cross Member	11/08/21	141		X	0	7 MQ200DB	141	0
367	Rogue X-43 Parallel Cross Member	11/08/21	141		X	0	7 MQ200DB	141	0
368	SR-1S Short Handle Bearing Speed Rope 2.	11/08/21	42		X	0	7 MQ200DB	42	0
369	SR-1S Short Handle Bearing Speed Rope 2.	11/08/21	42		X	0	7 MQ200DB	42	0
370	SR-1S Short Handle Bearing Speed Rope 2.	11/08/21	42		X	0	7 MQ200DB	42	0
371	SR-1S Short Handle Bearing Speed Rope 2.	11/08/21	42		X	0	7 MQ200DB	42	0
372	SR-1S Short Handle Bearing Speed Rope 2.	11/08/21	42		X	0	7 MQ200DB	42	0
373	SR-1 Bearing Speed Rope 2.0	11/08/21	41		X	0	7 MQ200DB	41	0
374	SR-1 Bearing Speed Rope 2.0	11/08/21	41		X	0	7 MQ200DB	41	0
375	SR-1 Bearing Speed Rope 2.0	11/08/21	41		X	0	7 MQ200DB	41	0
376	SR-1 Bearing Speed Rope 2.0	11/08/21	41		X	0	7 MQ200DB	41	0
377	SR-1 Bearing Speed Rope 2.0	11/08/21	41		X	0	7 MQ200DB	41	0
378	SR-1L Long Handle Bearing Speed Rope 2.	11/08/21	42		X	0	7 MQ200DB	42	0
379	SR-1L Long Handle Bearing Speed Rope 2.	11/08/21	42		X	0	7 MQ200DB	42	0
380	SR-1L Long Handle Bearing Speed Rope 2.	11/08/21	42		X	0	7 MQ200DB	42	0
381	SR-1L Long Handle Bearing Speed Rope 2.	11/08/21	42		X	0	7 MQ200DB	42	0
382	SR-1L Long Handle Bearing Speed Rope 2.	11/08/21	42		X	0	7 MQ200DB	42	0
383	TV - Teen Room	11/19/21	693		X	0	5 MQ200DB	693	0
384	TV - Outside Fitness	11/19/21	645		X	0	5 MQ200DB	645	0
385	RevGear Equipment - Striker Bag	9/20/21	2,674		X	0	7 MQ200DB	2,674	0
386	Crossover Symmetry Equipment	10/20/21	278		X	0	7 MQ200DB	278	0
388	Computer	12/28/21	925		X	0	5 MQ200DB	925	0
390	Precor FTS Glide Black Pearl	2/04/22	3,474		X	0	7 MQ200DB	3,474	0
391	Neo-Hex Club Pack - Weights	5/11/22	1,430		X	0	7 MQ200DB	1,430	0
392	KrankCycle	6/14/22	700		X	0	7 MQ200DB	700	0

# Federal Asset Report

## Form 990, Page 1

Asset	Description	Date In Service	Cost	Bus %	Sec 179	Basis for Depr	PerConv Meth	Prior	Current
393	Couch - Teen Room	5/13/22	1,412		X	0	7 MQ200DB	1,412	0
394	TV - Classroom	2/18/22	1,765		X	0	5 MQ200DB	1,765	0
395	Bookshelf Wheel 4 Pack	1/12/22	86		X	0	7 MQ200DB	86	0
396	2 Pack Chnagne Plate Storage	1/12/22	75		X	0	7 MQ200DB	75	0
397	Rogue 3 Tier Bookshelf Unit 70" Section	1/12/22	701		X	0	7 MQ200DB	701	0
398	Rogue Vertical Plate Tree 2.0	1/12/22	253		X	0	7 MQ200DB	253	0
399	Rogue Vertical Plate Tree 2.0	1/12/22	253		X	0	7 MQ200DB	253	0
400	3 Tier Universal Storage System 2.0	1/12/22	915		X	0	7 MQ200DB	915	0
401	3 Tier Universal Storage System 2.0	1/12/22	915		X	0	7 MQ200DB	915	0
402	Vertical Plate Tree Bumper Stacker Wheel 5	1/12/22	76		X	0	7 MQ200DB	76	0
403	Vertical Plate Tree Bumper Stacker Wheel 5	1/12/22	76		X	0	7 MQ200DB	76	0
404	Vertical Plate Tree Bumper Stacker Wheel 5	1/12/22	76		X	0	7 MQ200DB	76	0
405	Vertical Plate Tree Bumper Stacker Wheel 5	1/12/22	76		X	0	7 MQ200DB	76	0
406	5 Pack Bison Chalk Ball	1/12/22	61		X	0	7 MQ200DB	61	0
407	A/C System	5/02/22	13,912		X	0	15 MQ S/L	13,912	0
409	Sign	3/23/22	993		X	0	15 MQ150DB	993	0
410	Laptop	3/23/22	825		X	0	5 MQ200DB	825	0
411	Shade System	6/14/22	12,269		X	0	15 MQ S/L	12,269	0
412	Shower Renovation Phase #1	6/14/22	30,000		X	0	15 MQ S/L	30,000	0
413	Phone System	6/10/22	3,499		X	0	7 MQ200DB	3,499	0
414	Phone System	6/03/22	2,993		X	0	7 MQ200DB	2,993	0
416	Bollards	7/01/22	532		X	0	15 HY S/L	532	0
417	Cubbies	7/09/22	3,757		X	0	7 HY 200DB	3,757	0
418	Fridges	7/26/22	6,409		X	0	7 HY 200DB	6,409	0
420	Bottle Filling Station	8/08/22	5,985		X	0	15 HY S/L	5,985	0
422	Demolition of Shower - Renovation	9/19/22	19,370		X	0	15 HY S/L	19,370	0
423	Foyer Seating	11/01/22	2,872		X	0	7 HY 200DB	2,872	0
424	Shower Renovations Phase #3	11/02/22	3,700		X	0	15 HY S/L	3,700	0
428	Strength Exercise Equipment	3/01/23	2,464		X	493	7 HY 200DB	2,042	121
429	Wooden Cabinets - #2/3	4/05/23	10,622		X	2,124	15 HY S/L	8,568	142
430	Shower Renovation #4	5/03/23	38,565		X	7,713	15 HY S/L	31,109	514
431	Wooden Cabinet - #3/3	5/03/23	2,655		X	531	15 HY S/L	2,142	36
			<u>258,524</u>				<u>21,749</u>	<u>238,483</u>	<u>1,094</u>

**Other Depreciation:**

8	GYM PA Speaker	10/28/99	255			255	10 MO S/L	255	0
9	Gym PA Equipment	11/16/99	609			609	10 MO S/L	609	0
10	Gym PA System	3/06/03	504			504	10 MO S/L	504	0
11	Wall Plaques	8/22/07	4,794			4,794	10 MO S/L	4,794	0
12	Donor Wall	8/22/07	23,320			23,320	10 MO S/L	23,320	0
13	Building	8/22/07	4,702,458			4,702,458	39 MO S/L	1,909,118	120,575
14	Card Access System	7/01/08	1,722			1,722	10 MO S/L	1,722	0
15	Gym Lights	8/01/08	15,544			15,544	10 MO S/L	15,544	0
16	Air and Energy	9/20/13	2,237			2,237	25 MO S/L	872	90
17	Air and Energy	11/01/13	21,520			21,520	25 MO S/L	8,321	861
18	3000 SF Rolled	8/12/14	5,619			5,619	10 MO S/L	4,449	562
19	2nd floor walls	9/04/14	9,529			9,529	25 MO S/L	2,986	381
20	Gym Renovator	11/27/14	7,547			7,547	25 MO S/L	2,289	302
21	Piano	6/30/93	3,545			3,545	5 MO S/L	3,545	0
22	Two Benches	6/30/93	250			250	7 MO S/L	250	0
24	Chairs	5/30/95	2,848			2,848	5 MO S/L	2,848	0
25	Bleachers	1/01/97	4,770			4,770	15 MO S/L	4,770	0
26	Stage	1/25/97	5,868			5,868	15 MO S/L	5,868	0
27	Refrigerator	12/15/97	949			949	5 MO S/L	949	0
29	Pitching Machine	6/04/98	1,086			1,086	5 MO S/L	1,086	0
30	Office Chair	4/15/99	900			900	5 MO S/L	900	0
31	Tables & Chairs	5/25/99	3,147			3,147	5 MO S/L	3,147	0
32	Folding Chairs	6/10/99	1,869			1,869	5 MO S/L	1,869	0
35	Table and Chairs	9/30/02	2,000			2,000	5 MO S/L	2,000	0
37	Trailer Conn	9/30/02	3,547			3,547	10 MO S/L	3,547	0
42	8 White Plastic	10/22/04	1,676			1,676	5 MO S/L	1,676	0
44	Fabric upholstery	3/28/00	3,883			3,883	5 MO S/L	3,883	0
47	Phone System	8/22/07	18,802			18,802	5 MO S/L	18,802	0
50	Vacumm	8/22/07	550			550	5 MO S/L	550	0
51	Scoreboard	8/22/07	5,835			5,835	5 MO S/L	5,835	0
52	Basket ball hoop	8/22/07	9,400			9,400	5 MO S/L	9,400	0
53	Kitchen Equipment	8/22/07	44,672			44,672	5 MO S/L	44,672	0
54	Partitions	8/22/07	18,950			18,950	5 MO S/L	18,950	0
56	Office Chairs	8/22/07	3,000			3,000	5 MO S/L	3,000	0
57	Folding Chairs	8/22/07	2,250			2,250	5 MO S/L	2,250	0
58	Benches	8/22/07	3,004			3,004	5 MO S/L	3,004	0



# Federal Asset Report

## Form 990, Page 1

Asset	Description	Date In Service	Cost	Bus %	Sec 179	Bonus	Basis for Depr	PerConv Meth	Prior	Current
59	Privacy Wall	8/22/07	1,927				1,927	5 MO S/L	1,927	0
62	Bistro Table	8/22/07	750				750	5 MO S/L	750	0
63	Folding table	8/22/07	2,400				2,400	5 MO S/L	2,400	0
64	Server System	8/22/07	1,800				1,800	5 MO S/L	1,800	0
66	Membership System	8/22/07	1,425				1,425	5 MO S/L	1,425	0
70	Trash Cans	8/22/07	1,092				1,092	5 MO S/L	1,092	0
74	Lockers	6/28/10	649				649	5 MO S/L	649	0
76	HP ML150G6	5/01/12	3,000				3,000	5 MO S/L	3,000	0
78	Sound Booth	8/10/12	10,900				10,900	5 MO S/L	10,900	0
79	Outdoor Scoreboard	8/10/12	5,442				5,442	5 MO S/L	5,442	0
82	Equipment	12/27/13	2,017				2,017	10 MO S/L	1,916	101
83	Microsoft Office	9/29/13	1,285				1,285	3 MO S/L	1,285	0
89	Field Light	6/30/95	500				500	10 MO S/L	500	0
90	Field Lights	9/20/95	17,668				17,668	10 MO S/L	17,668	0
91	Fence	8/01/96	1,080				1,080	10 MO S/L	1,080	0
92	Well Drilling	7/16/99	6,300				6,300	10 MO S/L	6,300	0
93	Tennis Court	9/14/00	4,400				4,400	39 MO S/L	2,571	113
94	Tennis Court	8/22/07	19,600				19,600	10 MO S/L	19,600	0
95	Playground	8/22/07	53,215				53,215	10 MO S/L	53,215	0
96	Fence	8/22/07	1,309				1,309	10 MO S/L	1,309	0
97	Sod	8/22/07	14,950				14,950	10 MO S/L	14,950	0
98	Trees	8/22/07	24,520				24,520	10 MO S/L	24,520	0
99	Trees	8/22/07	5,011				5,011	10 MO S/L	5,011	0
100	Field Reno Sod	8/23/13	5,374				5,374	5 MO S/L	5,374	0
101	Field Reno Soc	9/20/13	9,836				9,836	5 MO S/L	9,836	0
102	Tennis Court	2/05/15	17,875				17,875	10 MO S/L	13,257	1,788
103	Fence	1/03/18	8,882				8,882	20 MO S/L	2,443	444
208	Rogue Fitness Equipment	7/01/18	0				0	0 HY	0	0
387	Leasehold Improve Showers	12/29/21	2,500				2,500	15 MO S/L	250	167
415	Leasehold Improve Showers Draw #2	6/03/22	2,750				2,750	15 MO S/L	199	183
421	Shower Renovations Phase #2	9/19/22	10,000				10,000	15 MO200DB	1,000	1,200
425	Flooring for Downstairs	1/01/23	19,500				19,500	15 MO200DB	1,300	2,427
426	Wooden Cabinets - #1/3	1/11/23	13,277				13,277	15 MO200DB	885	1,652
427	Restroom and Floor Tile	2/23/23	50,981				50,981	15 MO200DB	2,266	6,495
<b>Total Other Depreciation</b>			<u>5,260,674</u>				<u>5,260,674</u>		<u>2,333,704</u>	<u>137,341</u>
<b>Total ACRS and Other Depreciation</b>			<u>5,260,674</u>				<u>5,260,674</u>		<u>2,333,704</u>	<u>137,341</u>
<b>Listed Property:</b>										
104	2016 Ford-4044	9/17/18	29,295		X		0	5 HY 200DB	29,295	0
105	2016 Ford-4645	9/18/18	17,797		X		0	5 HY 200DB	17,797	0
389	2017 Ford Explorer	3/11/22	26,393		X		0	5 MQ200DB	26,393	0
			<u>73,485</u>				<u>0</u>		<u>73,485</u>	<u>0</u>
<b>Grand Totals</b>			5,731,772				5,336,450		2,645,672	225,141
<b>Less: Dispositions and Transfers</b>			0				0		0	0
<b>Less: Start-up/Org Expense</b>			0				0		0	0
<b>Net Grand Totals</b>			<u>5,731,772</u>				<u>5,336,450</u>		<u>2,645,672</u>	<u>225,141</u>

# FL Asset Report

## Form 990, Page 1

Asset	Description	Date In Service	Cost	Basis for Depr	FL Prior	FL Current	Federal Current	Difference Fed - FL
<b><u>5-year GDS Property:</u></b>								
440	Computer	2/13/24	915	366	0	604	604	0
			915	366	0	604	604	0
<b><u>7-year GDS Property:</u></b>								
432	Fridge	9/05/23	1,236	247	0	1,051	1,051	0
433	Ice Machine	9/15/23	6,900	1,380	0	5,865	5,865	0
442	Counter Table	1/10/24	1,272	509	0	817	817	0
443	Counters Stool #1	1/10/24	286	114	0	184	184	0
444	Counters Stool #2	1/10/24	286	114	0	184	184	0
445	Counters Stool #3	1/10/24	286	114	0	184	184	0
446	Counters Stool #4	1/10/24	286	114	0	184	184	0
447	Blue Iron Chairs #1	1/10/24	635	254	0	408	408	0
448	Blue Iron Chairs #2	1/10/24	635	254	0	408	408	0
449	Blue Iron Chairs #3	1/10/24	635	254	0	409	409	0
450	Blue Iron Chairs #4	1/10/24	635	254	0	409	409	0
451	Black End Table #1	1/10/24	317	127	0	204	204	0
452	Black End Table #2	1/10/24	317	127	0	204	204	0
453	Teal Stool for Bathroom #1	1/10/24	32	13	0	20	20	0
454	Teal Stool for Bathroom #2	1/10/24	32	13	0	20	20	0
455	Full Length Mirrors #1	1/10/24	95	38	0	61	61	0
456	Full Length Mirrors #2	1/10/24	95	38	0	61	61	0
457	Baskets	1/10/24	57	23	0	37	37	0
458	EFX 635 Crosstrainer	5/31/24	4,477	1,791	0	2,750	2,750	0
459	30LB Rouge Rubber Hex Dumbbell	1/17/24	132	53	0	85	85	0
465	Plastic Stackable Chair #1	5/14/24	69	28	0	42	42	0
466	Plastic Stackable Chair #2	5/14/24	69	28	0	42	42	0
467	Plastic Stackable Chair #3	5/14/24	69	28	0	42	42	0
468	Plastic Stackable Chair #4	5/14/24	69	28	0	42	42	0
469	Plastic Stackable Chair #5	5/14/24	69	28	0	42	42	0
470	Plastic Stackable Chair #6	5/14/24	69	28	0	42	42	0
471	Plastic Stackable Chair #7	5/14/24	69	28	0	42	42	0
472	Plastic Stackable Chair #8	5/14/24	69	28	0	42	42	0
473	Plastic Stackable Chair #9	5/14/24	69	28	0	42	42	0
474	Plastic Stackable Chair #10	5/14/24	69	28	0	42	42	0
475	Plastic Stackable Chair #11	5/14/24	69	28	0	42	42	0
476	Plastic Stackable Chair #12	5/14/24	69	28	0	42	42	0
477	Plastic Stackable Chair #13	5/14/24	69	28	0	42	42	0
478	Plastic Stackable Chair #14	5/14/24	69	28	0	42	42	0
479	Plastic Stackable Chair #15	5/14/24	69	28	0	42	42	0
480	Plastic Stackable Chair #16	5/14/24	69	28	0	42	42	0
481	Plastic Stackable Chair #17	5/14/24	69	28	0	42	42	0
482	Plastic Stackable Chair #18	5/14/24	69	28	0	42	42	0
483	Plastic Stackable Chair #19	5/14/24	69	28	0	42	42	0
484	Plastic Stackable Chair #20	5/14/24	69	28	0	42	42	0
485	Plastic Stackable Chair #21	5/14/24	69	28	0	42	42	0
486	Plastic Stackable Chair #22	5/14/24	69	28	0	42	42	0
487	Plastic Stackable Chair #23	5/14/24	69	28	0	42	42	0
488	Plastic Stackable Chair #24	5/14/24	69	28	0	42	42	0
489	Plastic Stackable Chair #25	5/14/24	69	28	0	42	42	0
490	Plastic Stackable Chair #26	5/14/24	69	28	0	42	42	0
491	Plastic Stackable Chair #27	5/14/24	69	28	0	42	42	0
492	Plastic Stackable Chair #28	5/14/24	69	28	0	42	42	0
493	Plastic Stackable Chair #29	5/14/24	69	28	0	42	42	0
494	Plastic Stackable Chair #30	5/14/24	69	28	0	42	42	0
495	Plastic Stackable Chair #31	5/14/24	69	28	0	42	42	0
496	Plastic Stackable Chair #32	5/14/24	69	28	0	42	42	0
497	Plastic Stackable Chair #33	5/14/24	69	28	0	42	42	0
498	Plastic Stackable Chair #34	5/14/24	69	28	0	42	42	0
499	Plastic Stackable Chair #35	5/14/24	69	28	0	42	42	0
500	Plastic Stackable Chair #36	5/14/24	69	28	0	42	42	0
501	Plastic Stackable Chair #37	5/14/24	69	28	0	42	42	0
502	Plastic Stackable Chair #38	5/14/24	69	28	0	42	42	0
503	Plastic Stackable Chair #39	5/14/24	69	28	0	42	42	0
504	Plastic Stackable Chair #40	5/14/24	69	28	0	42	42	0
505	Plastic Stackable Chair #41	5/14/24	69	28	0	42	42	0
506	Plastic Stackable Chair #42	5/14/24	69	28	0	42	42	0
507	Plastic Stackable Chair #43	5/14/24	69	28	0	42	42	0
508	Plastic Stackable Chair #44	5/14/24	69	28	0	42	42	0

# FL Asset Report

## Form 990, Page 1

Asset	Description	Date In Service	Cost	Basis for Depr	FL Prior	FL Current	Federal Current	Difference Fed - FL
511	TRM 731 Treadmill	5/31/24	5,175	2,070	0	3,179	3,179	0
512	35LB Rogue Kettlebell	1/17/24	86	34	0	55	55	0
513	26LB Rogue Kettlebell	1/17/24	73	29	0	47	47	0
514	18LB Rogue Kettlebell	1/17/24	53	21	0	34	34	0
515	#0 Orange Band	1/17/24	22	9	0	14	14	0
516	#0 Orange Band	1/17/24	22	9	0	14	14	0
517	Pull-up Package 2	1/17/24	89	36	0	57	57	0
518	Pull-up Package 2	1/17/24	89	36	0	57	57	0
519	Pull-up Package	1/17/24	94	38	0	60	60	0
520	Pull-up Package 2	1/17/24	94	38	0	60	60	0
521	20LB Rogue Rubber Hex Dumbbell	1/17/24	93	37	0	60	60	0
522	25LB Rogue Rubber Hex Dumbbell	1/17/24	119	48	0	77	77	0
			<u>27,691</u>	<u>9,468</u>	<u>0</u>	<u>19,107</u>	<u>19,107</u>	<u>0</u>

**15-year GDS Property:**

434	Leasehold Improvement - Replenish paint	1/10/24	7,054	2,822	0	4,303	4,303	0
435	Leasehold Improvements - Community Cen	1/10/24	28,394	11,358	0	17,320	17,320	0
436	Leasehold Improvements - Paint Stage and l	1/10/24	6,302	2,521	0	3,844	3,844	0
437	Concrete by side of gym door	2/07/24	1,380	552	0	842	842	0
438	Paver work on playground	2/07/24	3,800	1,520	0	2,318	2,318	0
439	Air & Energy - Air Conditioning	6/30/24	50,000	20,000	0	30,167	30,167	0
441	72x24 Mobile Training Table #1	4/16/24	368	147	0	223	226	3
460	72x24 Mobile Training Table #2	4/16/24	0	0	0	0	226	226
461	72x24 Mobile Training Table #3	4/16/24	368	147	0	223	226	3
462	72x24 Mobile Training Table #4	4/16/24	368	147	0	223	226	3
463	72x24 Mobile Training Table #5	4/16/24	368	147	0	223	226	3
464	72x24 Mobile Training Table #6	4/16/24	368	147	0	223	226	3
509	Soudn Equipment Hookup	5/01/24	2,385	954	0	1,439	1,439	0
510	Repair to Field Lights	6/14/24	8,960	3,584	0	5,406	5,406	0
			<u>110,115</u>	<u>44,046</u>	<u>0</u>	<u>66,754</u>	<u>66,995</u>	<u>241</u>

**Prior MACRS:**

200	Roof improvements	12/04/18	10,858	0	10,858	0	279	279
201	MedOne Fitness Equipment	12/07/18	29,500	0	29,500	0	0	0
205	Treadmill - TRM 731, 700 P30	5/02/19	4,063	0	4,063	0	0	0
206	C240 Stretch Trainer	5/02/19	869	0	869	0	0	0
207	C0085ES In/Out Thigh, EXP TI, EN	5/02/19	2,364	0	2,364	0	0	0
208	Rogue Fitness Equipment	7/01/18	15,290	0	15,290	0	0	0
209	Incline/Flat Bench (1 Each)	11/12/18	49	30	47	2	2	0
210	Hyperextension Bench (1 Each)	11/12/18	49	0	49	0	0	0
211	15 LB Dumbbells (1 Set)	11/12/18	10	0	10	0	0	0
212	50 LB Dumbbells (1 Set)	11/12/18	32	0	32	0	0	0
213	Straight Bar (Bench) 45 LBS (2 Sets)	11/12/18	65	0	65	0	0	0
214	Straight Bar (Bench) 35 LBS (1 Each)	11/12/18	24	0	24	0	0	0
215	EZ Curl Barbell 15 LBS (3 Each)	11/12/18	16	0	16	0	0	0
216	Everlast Heavy Bag/Punching Bag & Stand	11/12/18	65	0	65	0	0	0
217	Kettlebells 5 LBS (1 Each)	11/12/18	2	0	2	0	0	0
218	Kettlebells 8 LBS (1 Each)	11/12/18	3	0	3	0	0	0
219	Kettlebells 10 LBS (2 Each)	11/12/18	6	0	6	0	0	0
220	Kelltebells 15 LBS (1 Each)	11/12/18	5	0	5	0	0	0
221	Medicine Ball Rack Holder (1 Each)	11/12/18	24	0	24	0	0	0
222	Weighted Medicine Balls 3 LBS (2 Each)	11/12/18	5	0	5	0	0	0
223	Weighted Medicine Balls 6 LBS (1 Each)	11/12/18	8	0	8	0	0	0
224	Weighted Medicine Balls 8 LBS (1 Each)	11/12/18	8	0	8	0	0	0
225	Weighted Medicine Balls (1 Each)	11/12/18	8	0	8	0	0	0
226	Weighted Medicine Balls 3 KG (2 Each)	11/12/18	5	0	5	0	0	0
227	Power Rope Ball 3 KG (1 Each)	11/12/18	5	0	5	0	0	0
228	Weighted Medicine Balls Blue (1 Each)	11/12/18	5	0	5	0	0	0
229	Weighted Medicine Balls 4 LBS (3 Ech)	11/12/18	6	0	6	0	0	0
230	Weighted Medicine Balls Blue 6 LBS (1 Ea	11/12/18	8	0	8	0	0	0
231	Weighted Medicine Balls 5 KG (1 Each)	11/12/18	8	0	8	0	0	0
232	Slam Ball 30 LB (1 Each)	11/12/18	11	0	11	0	0	0
233	Weighted Medicine Ball 10 LB (1 Each)	11/12/18	5	0	5	0	0	0
234	Core Med Balls Plus W/Handles 10 LB (1E:	11/12/18	8	0	8	0	0	0
235	Core Med Balls Plus W/Handles 12 LBS (1	11/12/18	10	0	10	0	0	0
236	Core Med Balls Plus W/Handles 14LBS (1	11/12/18	11	0	11	0	0	0
237	Core Med Balls Plus W/Handles 16 LBS (1	11/12/18	13	0	13	0	0	0
238	Core Med Balls Plus W/Handles 20 LBS (1	11/12/18	15	0	15	0	0	0
239	Core Med Balls Plus W/Handles 25 LBS (1	11/12/18	16	0	16	0	0	0

# FL Asset Report

## Form 990, Page 1

Asset	Description	Date In Service	Cost	Basis for Depr	FL Prior	FL Current	Federal Current	Difference Fed - FL
240	Balance Pad Blue (1 Each)	11/12/18	8	0	8	0	0	0
241	Bosu Balance (1 Each)	11/12/18	65	0	65	0	0	0
242	Reebok Core Board (1 Each)	11/12/18	32	0	32	0	0	0
243	Core Med Balls Plus W/Handles (2 Each)	11/12/18	10	0	10	0	0	0
244	Core Med Balls Plus W/Handles (1 Each)	11/12/18	5	0	5	0	0	0
245	Balance Discs Pink (1 Each)	11/12/18	6	0	6	0	0	0
246	Balance Discs Yellow (2 Each)	11/12/18	10	0	10	0	0	0
247	Foam Rollers (2)	11/12/18	13	0	13	0	0	0
248	Foam Roller 1/2 (1 Each)	11/12/18	5	0	5	0	0	0
249	Foam Roller 1/4 (1 Each)	11/12/18	5	0	5	0	0	0
250	Olympic Bench - Flat/Decline (1 Each)	11/12/18	49	0	49	0	0	0
251	Circuit Training Equip - Rope Attachment	11/12/18	8	0	8	0	0	0
252	Circuit Training Equip - Handle Attachment	11/12/18	10	0	10	0	0	0
253	Circuit Training Equip - Straight Bar Padded	11/12/18	13	0	13	0	0	0
254	Circuit Training Equip-Close V Grip Row C	11/12/18	10	0	10	0	0	0
255	Circuit Training Equip-V Grip Tricep Pushc	11/12/18	10	0	10	0	0	0
256	Circuit Training Equip - EZ Curl Attachmer	11/12/18	10	0	10	0	0	0
257	Circuit Training Equip - 2.5 LB Add On (2)	11/12/18	2	0	2	0	0	0
258	Olympic Plates - 2.5 LBS (5 Each)	11/12/18	5	0	5	0	0	0
259	Olympic Plates - 5 LBS (7 Each)	11/12/18	11	0	11	0	0	0
260	Olympic Plate - 10 LBS (8 Each)	11/12/18	26	0	26	0	0	0
261	Olympic Plates - 25 LBS (5 Each)	11/12/18	40	0	40	0	0	0
262	Olympic Plates - 35 LBS (6 Each)	11/12/18	68	0	68	0	0	0
263	Olympic Plates - 45 LBS (14 Each)	11/12/18	204	0	204	0	0	0
264	Olympic Plates - Small Step (2 Each)	11/12/18	13	0	13	0	0	0
265	Olympic Plates - Small Step Risers (8 Each)	11/12/18	13	0	13	0	0	0
266	Olympic Plates - Massage Table For Stretch	11/12/18	146	0	146	0	0	0
267	Olympic Plate - Blue Tri Fold Tumbling Ma	11/12/18	340	0	340	0	0	0
268	Cardio Equip - Treadmills Freemotion (4 Ea	11/12/18	324	0	324	0	0	0
269	Cardio Equip - Treadmills/True (1 Each)	11/12/18	324	0	324	0	0	0
270	Cardio Equip - Ellipticals/Procore w/Arm M	11/12/18	324	0	324	0	0	0
271	Cardio Equip - Ellipticals/Procore w/o Arm	11/12/18	324	0	324	0	0	0
272	Cardio Equip - Ellipticals/Octane w/Arm M	11/12/18	566	0	566	0	0	0
273	Cardio Equip - Recumbank Bikes/Procore (1	11/12/18	129	0	129	0	0	0
274	Cardio Equip - Stairmaster/Sportsmith(1EA	11/12/18	81	0	81	0	0	0
275	Cardio Equip - Stairmaster Stepmill (1EA)	11/12/18	1,456	0	1,456	0	0	0
276	Cardio Equip - Spin Bikes/Star Trac	11/12/18	259	0	259	0	0	0
277	Cardio Equip - Spin Bikes/Spinner NXT (1C	11/12/18	1,942	0	1,942	0	0	0
278	Cardio Equip - Rowing Machine/Concept 2	11/12/18	356	0	356	0	0	0
279	Cardio Equip - Pads Under Bikes (11 EA)	11/12/18	49	0	49	0	0	0
280	Cardio Equip - Floor Fans (3 EA)	11/12/18	24	0	24	0	0	0
281	Cardio Equip - Roman Chair/Empire (1 EA)	11/12/18	65	0	65	0	0	0
282	Fitness Equip - Small Steps (7 EA)	11/12/18	45	0	45	0	0	0
283	Fitness Equip - Reebok Steps (51EA)	11/12/18	1,651	0	1,651	0	0	0
284	Fitness Equip - Black Power System Mats(1	11/12/18	52	0	52	0	0	0
285	Fitness Equip - Green Thick Mats (7 EA)	11/12/18	23	0	23	0	0	0
286	Fitness Equip - Green & Brown Yoga Mats	11/12/18	97	0	97	0	0	0
287	Fitness Equip - Neoprene Hand Weights 1-1	11/12/18	647	0	647	0	0	0
288	Fitness Equip - Neoprene Hand Weight Rac	11/12/18	162	0	162	0	0	0
289	Fitness Equip - Resist A Balls (30 EA)	11/12/18	194	0	194	0	0	0
290	Fitness Equip - Straight Bars (20 EA)	11/12/18	129	0	129	0	0	0
291	Fitness Equip - Straight Bar Olym Plates	11/12/18	324	0	324	0	0	0
292	Fitness Equip - Spri Resist Tubing/Yellow	11/12/18	16	0	16	0	0	0
293	Fitness Equip - Spri Resist Tubing/Green	11/12/18	16	0	16	0	0	0
294	Fitness Equip - Spri Resist Tubing/Blue	11/12/18	16	0	16	0	0	0
295	Fitness Equip - Spri Resist Tubing/Black	11/12/18	16	0	16	0	0	0
296	Fitness Equip - Resist Tubing Holder Stand	11/12/18	29	0	29	0	0	0
297	Fitness Equip - PVC Resist A Ball Holder	11/12/18	16	0	16	0	0	0
298	Fitness Equip - Onkyo Group Fitness Stereo	11/12/18	129	0	129	0	0	0
299	Fitness Equip-Canton Sm White Speakers(2	11/12/18	32	0	32	0	0	0
300	Fitness Equip - Black Floor Osc Fan (2 EA)	11/12/18	11	0	11	0	0	0
301	Fitness Equip - White Floor Fan (2 EA)	11/12/18	8	0	8	0	0	0
302	Core Med Balls Plus W/Handles (1 Each)	11/12/18	6	0	6	0	0	0
303	Foam Roller Speck Blue	11/12/18	13	0	13	0	0	0
304	Foam Roller 1/4 (1 Each)	11/12/18	5	0	5	0	0	0
305	EFX 635 Crosstrainer	2/11/20	3,710	0	3,710	0	0	0
306	RBK 635 Recumbent Cycle	2/11/20	1,977	0	1,977	0	0	0
308	1 Medball 20 LB Black	11/08/21	109	0	109	0	0	0
309	Rogue 25mm Bella Bar 2.0 (Black w/ Brigh	11/08/21	228	0	228	0	0	0
310	Rogue 25mm Bella Bar 2.0 (Black w/ Brigh	11/08/21	228	0	228	0	0	0
311	28.5MM Echo Bar 2.0 - Bright Sleeve Brigh	11/08/21	257	0	257	0	0	0
312	28.5MM Echo Bar 2.0 - Bright Sleeve Brigh	11/08/21	257	0	257	0	0	0

# FL Asset Report

## Form 990, Page 1

Asset	Description	Date In Service	Cost	Basis for Depr	FL Prior	FL Current	Federal Current	Difference Fed - FL
313	Rogue Echo Slam Ball - 30lbs	11/08/21	117	0	117	0	0	0
314	Rogue Echo Slam Ball - 40lbs	11/08/21	141	0	141	0	0	0
315	Medball 20 LB Black	11/08/21	109	0	109	0	0	0
316	Medball 25 LB Black	11/08/21	117	0	117	0	0	0
317	Medball 30 LB Black	11/08/21	126	0	126	0	0	0
318	Landmine Single 5/8	11/08/21	107	0	107	0	0	0
319	Rogue Bar Holder 2.0	11/08/21	157	0	157	0	0	0
320	Rogue Bar Holder 2.0	11/08/21	157	0	157	0	0	0
321	Rogue TB-2 Trap Bar	11/08/21	388	0	388	0	0	0
322	Rogue Chalk Stand	11/08/21	146	0	146	0	0	0
323	Fold Back Rack Stringer Pair	11/08/21	124	0	124	0	0	0
326	26LB Rogue Kettlebell	11/08/21	70	0	70	0	0	0
327	35LB Rogue Kettlebell	11/08/21	80	0	80	0	0	0
328	10LB Rogue Rubber Hex Dumbell - Pair	11/08/21	60	0	60	0	0	0
329	15LB Rogue Rubber Hex Dumbell - Pair	11/08/21	69	0	69	0	0	0
330	20LB Rogue Rubber Hex Dumbbell - Pair	11/08/21	84	0	84	0	0	0
331	25LB Rogue Rubber Hex Dumbbell - Pair	11/08/21	98	0	98	0	0	0
332	Rogue 5 - 50lbs Dumbbell Set - Kit Set	11/08/21	1,032	0	1,032	0	0	0
333	Rogue 55 - 100lbs Dumbbell Set - Kit Set	11/08/21	2,075	0	2,075	0	0	0
337	Concept 2 Wall Mounted Ski Erg with PM5	11/08/21	782	0	782	0	0	0
338	Concept 2 Ski Erg Floor Stand v2	11/08/21	192	0	192	0	0	0
339	Rogue Echo Gym Timer	11/08/21	287	0	287	0	0	0
340	Rogue ECHO Bike v2.0 - 2 Pack	11/08/21	1,507	0	1,507	0	0	0
341	Rogue Black Training Plate - 25lbs - Pair	11/08/21	219	0	219	0	0	0
342	Rogue Black Training Plate - 25lbs - Pair	11/08/21	219	0	219	0	0	0
343	Rogue Black Training Plate - 25lbs - Pair	11/08/21	219	0	219	0	0	0
344	Rogue Black Training Plate - 25lbs - Pair	11/08/21	219	0	219	0	0	0
345	Rogue Black Training Plate - 25lbs - Pair	11/08/21	219	0	219	0	0	0
346	Rogue Black Training Plate - 25lbs - Pair	11/08/21	219	0	219	0	0	0
347	Rogue Black Training Plate - 45lbs - Pair	11/08/21	319	0	319	0	0	0
348	Rogue Black Training Plate - 45lbs - Pair	11/08/21	319	0	319	0	0	0
349	Rogue Black Training Plate - 45lbs - Pair	11/08/21	319	0	319	0	0	0
350	Rogue Black Training Plate - 45lbs - Pair	11/08/21	319	0	319	0	0	0
351	Rogue Black Training Plate - 45lbs - Pair	11/08/21	319	0	319	0	0	0
352	Rogue Black Training Plate - 45lbs - Pair	11/08/21	319	0	319	0	0	0
353	Rogue Echo Bumper - 10lbs - Pair	11/08/21	69	0	69	0	0	0
354	Rogue Echo Bumper - 10lbs - Pair	11/08/21	69	0	69	0	0	0
355	Rogue Echo Bumper - 10lbs - Pair	11/08/21	69	0	69	0	0	0
356	Rogue HG 2.0 Collars	11/08/21	50	0	50	0	0	0
357	Rogue HG 2.0 Collars	11/08/21	50	0	50	0	0	0
358	Rogue V2 Bumper Stacker	11/08/21	99	0	99	0	0	0
359	Rogue V2 Bumper Stacker	11/08/21	99	0	99	0	0	0
360	Rogue V2 Bumper Stacker	11/08/21	99	0	99	0	0	0
361	Rogue V2 Bumper Stacker	11/08/21	99	0	99	0	0	0
362	B-2 Rogue Flat Utility Bench - Bolt Versior	11/08/21	238	0	238	0	0	0
363	B-2 Rogue Flat Utility Bench - Bolt Versior	11/08/21	238	0	238	0	0	0
364	Rogue X-43 Parallel Cross Member	11/08/21	141	0	141	0	0	0
365	Rogue X-43 Parallel Cross Member	11/08/21	141	0	141	0	0	0
366	Rogue X-43 Parallel Cross Member	11/08/21	141	0	141	0	0	0
367	Rogue X-43 Parallel Cross Member	11/08/21	141	0	141	0	0	0
368	SR-1S Short Handle Bearing Speed Rope 2.	11/08/21	42	0	42	0	0	0
369	SR-1S Short Handle Bearing Speed Rope 2.	11/08/21	42	0	42	0	0	0
370	SR-1S Short Handle Bearing Speed Rope 2.	11/08/21	42	0	42	0	0	0
371	SR-1S Short Handle Bearing Speed Rope 2.	11/08/21	42	0	42	0	0	0
372	SR-1S Short Handle Bearing Speed Rope 2.	11/08/21	42	0	42	0	0	0
373	SR-1 Bearing Speed Rope 2.0	11/08/21	41	0	41	0	0	0
374	SR-1 Bearing Speed Rope 2.0	11/08/21	41	0	41	0	0	0
375	SR-1 Bearing Speed Rope 2.0	11/08/21	41	0	41	0	0	0
376	SR-1 Bearing Speed Rope 2.0	11/08/21	41	0	41	0	0	0
377	SR-1 Bearing Speed Rope 2.0	11/08/21	41	0	41	0	0	0
378	SR-1L Long Handle Bearing Speed Rope 2.	11/08/21	42	0	42	0	0	0
379	SR-1L Long Handle Bearing Speed Rope 2.	11/08/21	42	0	42	0	0	0
380	SR-1L Long Handle Bearing Speed Rope 2.	11/08/21	42	0	42	0	0	0
381	SR-1L Long Handle Bearing Speed Rope 2.	11/08/21	42	0	42	0	0	0
382	SR-1L Long Handle Bearing Speed Rope 2.	11/08/21	42	0	42	0	0	0
383	TV - Teen Room	11/19/21	693	0	693	0	0	0
384	TV - Outside Fitness	11/19/21	645	0	645	0	0	0
385	RevGear Equipment - Striker Bag	9/20/21	2,674	0	2,674	0	0	0
386	Crossover Symmetry Equipment	10/20/21	278	0	278	0	0	0
388	Computer	12/28/21	925	0	925	0	0	0
390	Precor FTS Glide Black Pearl	2/04/22	3,474	0	3,474	0	0	0
391	Neo-Hex Club Pack - Weights	5/11/22	1,430	0	1,430	0	0	0

# FL Asset Report

## Form 990, Page 1

Asset	Description	Date In Service	Cost	Basis for Depr	FL Prior	FL Current	Federal Current	Difference Fed - FL
392	KrankCycle	6/14/22	700	0	700	0	0	0
393	Couch - Teen Room	5/13/22	1,412	0	1,412	0	0	0
394	TV - Classroom	2/18/22	1,765	0	1,765	0	0	0
395	Bookshelf Wheel 4 Pack	1/12/22	86	0	86	0	0	0
396	2 Pack Chnage Plate Storage	1/12/22	75	0	75	0	0	0
397	Rogue 3 Tier Bookshelf Unit 70" Section	1/12/22	701	0	701	0	0	0
398	Rogue Vertical Plate Tree 2.0	1/12/22	253	0	253	0	0	0
399	Rogue Vertical Plate Tree 2.0	1/12/22	253	0	253	0	0	0
400	3 Tier Universal Storage System 2.0	1/12/22	915	0	915	0	0	0
401	3 Tier Universal Storage System 2.0	1/12/22	915	0	915	0	0	0
402	Vertical Plate Tree Bumper Stacker Wheel 5	1/12/22	76	0	76	0	0	0
403	Vertical Plate Tree Bumper Stacker Wheel 5	1/12/22	76	0	76	0	0	0
404	Vertical Plate Tree Bumper Stacker Wheel 5	1/12/22	76	0	76	0	0	0
405	Vertical Plate Tree Bumper Stacker Wheel 5	1/12/22	76	0	76	0	0	0
406	5 Pack Bison Chalk Ball	1/12/22	61	0	61	0	0	0
407	A/C System	5/02/22	13,912	13,912	401	357	0	-357
409	Sign	3/23/22	993	0	993	0	0	0
410	Laptop	3/23/22	825	0	825	0	0	0
411	Shade System	6/14/22	12,269	0	12,269	0	0	0
412	Shower Renovation Phase #1	6/14/22	30,000	0	30,000	0	0	0
413	Phone System	6/10/22	3,499	0	3,499	0	0	0
414	Phone System	6/03/22	2,993	0	2,993	0	0	0
416	Bollards	7/01/22	532	0	532	0	0	0
417	Cubbies	7/09/22	3,757	0	3,757	0	0	0
418	Fridges	7/26/22	6,409	0	6,409	0	0	0
420	Bottle Filling Station	8/08/22	5,985	0	5,985	0	0	0
422	Demolition of Shower - Renovation	9/19/22	19,370	0	19,370	0	0	0
423	Foyer Seating	11/01/22	2,872	0	2,872	0	0	0
424	Shower Renovations Phase #3	11/02/22	3,700	0	3,700	0	0	0
428	Strength Exercise Equipment	3/01/23	2,464	493	2,042	121	121	0
429	Wooden Cabinets - #2/3	4/05/23	10,622	2,124	8,568	142	142	0
430	Shower Renovation #4	5/03/23	38,565	7,713	31,109	514	514	0
431	Wooden Cabinet - #3/3	5/03/23	2,655	531	2,142	36	36	0
			<u>273,814</u>	<u>24,803</u>	<u>249,856</u>	<u>1,172</u>	<u>1,094</u>	<u>-78</u>

**Other Depreciation:**

8	GYM PA Speaker	10/28/99	255	255	255	0	0	0
9	Gym PA Equipment	11/16/99	609	609	609	0	0	0
10	Gym PA System	3/06/03	504	504	504	0	0	0
11	Wall Plaques	8/22/07	4,794	4,794	4,794	0	0	0
12	Donor Wall	8/22/07	23,320	23,320	23,320	0	0	0
13	Building	8/22/07	4,702,458	4,702,458	1,909,118	120,575	120,575	0
14	Card Access System	7/01/08	1,722	1,722	1,722	0	0	0
15	Gym Lights	8/01/08	15,544	15,544	15,544	0	0	0
16	Air and Energy	9/20/13	2,237	2,237	872	90	90	0
17	Air and Energy	11/01/13	21,520	21,520	8,321	861	861	0
18	3000 SF Rolled	8/12/14	5,619	5,619	5,011	562	562	0
19	2nd floor walls	9/04/14	9,529	9,529	3,367	381	381	0
20	Gym Renovator	11/27/14	7,547	7,547	2,591	302	302	0
21	Piano	6/30/93	3,545	3,545	3,545	0	0	0
22	Two Benches	6/30/93	250	250	250	0	0	0
24	Chairs	5/30/95	2,848	2,848	2,848	0	0	0
25	Bleachers	1/01/97	4,770	4,770	4,770	0	0	0
26	Stage	1/25/97	5,868	5,868	5,868	0	0	0
27	Refrigerator	12/15/97	949	949	949	0	0	0
29	Pitching Machine	6/04/98	1,086	1,086	1,086	0	0	0
30	Office Chair	4/15/99	900	900	900	0	0	0
31	Tables & Chairs	5/25/99	3,147	3,147	3,147	0	0	0
32	Folding Chairs	6/10/99	1,869	1,869	1,869	0	0	0
35	Table and Chairs	9/30/02	2,000	2,000	2,000	0	0	0
37	Trailer Conn	9/30/02	3,547	3,547	3,547	0	0	0
42	8 White Plastic	10/22/04	1,676	1,676	1,676	0	0	0
44	Fabric upholstery	3/28/00	3,883	3,883	3,883	0	0	0
47	Phone System	8/22/07	18,802	18,802	18,802	0	0	0
50	Vacumm	8/22/07	550	550	550	0	0	0
51	Scoreboard	8/22/07	5,835	5,835	5,835	0	0	0
52	Basket ball hoop	8/22/07	9,400	9,400	9,400	0	0	0
53	Kitchen Equipment	8/22/07	44,672	44,672	44,672	0	0	0
54	Partitions	8/22/07	18,950	18,950	18,950	0	0	0
56	Office Chairs	8/22/07	3,000	3,000	3,000	0	0	0
57	Folding Chairs	8/22/07	2,250	2,250	2,250	0	0	0

# FL Asset Report

## Form 990, Page 1

Asset	Description	Date In Service	Cost	Basis for Depr	FL Prior	FL Current	Federal Current	Difference Fed - FL
58	Benches	8/22/07	3,004	3,004	3,004	0	0	0
59	Privacy Wall	8/22/07	1,927	1,927	1,927	0	0	0
62	Bistro Table	8/22/07	750	750	750	0	0	0
63	Folding table	8/22/07	2,400	2,400	2,400	0	0	0
64	Server System	8/22/07	1,800	1,800	1,800	0	0	0
66	Membership System	8/22/07	1,425	1,425	1,425	0	0	0
70	Trash Cans	8/22/07	1,092	1,092	1,092	0	0	0
74	Lockers	6/28/10	649	649	649	0	0	0
76	HP ML150G6	5/01/12	3,000	3,000	3,000	0	0	0
78	Sound Booth	8/10/12	10,900	10,900	10,900	0	0	0
79	Outdoor Scoreboard	8/10/12	5,442	5,442	5,442	0	0	0
82	Equipment	12/27/13	2,017	2,017	1,916	101	101	0
83	Microsoft Office	9/29/13	1,285	1,285	1,285	0	0	0
89	Field Light	6/30/95	500	500	500	0	0	0
90	Field Lights	9/20/95	17,668	17,668	17,668	0	0	0
91	Fence	8/01/96	1,080	1,080	1,080	0	0	0
92	Well Drilling	7/16/99	6,300	6,300	6,300	0	0	0
93	Tennis Court	9/14/00	4,400	4,400	2,576	113	113	0
94	Tennis Court	8/22/07	19,600	19,600	19,600	0	0	0
95	Playground	8/22/07	53,215	53,215	53,215	0	0	0
96	Fence	8/22/07	1,309	1,309	1,309	0	0	0
97	Sod	8/22/07	14,950	14,950	14,950	0	0	0
98	Trees	8/22/07	24,520	24,520	24,520	0	0	0
99	Trees	8/22/07	5,011	5,011	5,011	0	0	0
100	Field Reno Sod	8/23/13	5,374	5,374	5,374	0	0	0
101	Field Reno Soc	9/20/13	9,836	9,836	9,836	0	0	0
102	Tennis Court	2/05/15	17,875	17,875	15,045	1,787	1,788	1
103	Fence	1/03/18	8,882	8,882	2,443	444	444	0
387	Leasehold Improve Showers	12/29/21	2,500	2,500	250	167	167	0
415	Leasehold Improve Showers Draw #2	6/03/22	2,750	2,750	199	183	183	0
421	Shower Renovations Phase #2	9/19/22	10,000	10,000	1,000	1,200	1,200	0
425	Flooring for Downstairs	1/01/23	19,500	19,500	1,300	2,427	2,427	0
426	Wooden Cabinets - #1/3	1/11/23	13,277	13,277	885	1,652	1,652	0
427	Restroom and Floor Tile	2/23/23	50,981	50,981	2,266	6,495	6,495	0
<b>Total Other Depreciation</b>			<u>5,260,674</u>	<u>5,260,674</u>	<u>2,336,742</u>	<u>137,340</u>	<u>137,341</u>	<u>1</u>
<b>Total ACRS and Other Depreciation</b>			<u>5,260,674</u>	<u>5,260,674</u>	<u>2,336,742</u>	<u>137,340</u>	<u>137,341</u>	<u>1</u>
<b>Listed Property:</b>								
104	2016 Ford-4044	9/17/18	29,295	0	29,295	0	0	0
105	2016 Ford-4645	9/18/18	17,797	0	17,797	0	0	0
389	2017 Ford Explorer	3/11/22	26,393	0	26,393	0	0	0
			<u>73,485</u>	<u>0</u>	<u>73,485</u>	<u>0</u>	<u>0</u>	<u>0</u>
<b>Grand Totals</b>			5,746,694	5,339,357	2,660,083	224,977	225,141	164
<b>Less: Dispositions</b>			0	0	0	0	0	0
<b>Less: Start-up/Org Expense</b>			0	0	0	0	0	0
<b>Net Grand Totals</b>			<u>5,746,694</u>	<u>5,339,357</u>	<u>2,660,083</u>	<u>224,977</u>	<u>225,141</u>	<u>164</u>

# AMT Asset Report

## Form 990, Page 1

Asset	Description	Date In Service	Cost	Bus %	Sec 179	Bonus	Basis for Depr	PerConv	Meth	Prior	Current
<b>5-year GDS Property:</b>											
440	Computer	2/13/24	915			X	366	5	MQ200DB	0	604
			915				366			0	604
<b>7-year GDS Property:</b>											
432	Fridge	9/05/23	1,236			X	247	7	MQ200DB	0	1,051
433	Ice Machine	9/15/23	6,900			X	1,380	7	MQ200DB	0	5,865
441	72x24 Mobile Training Table #1	4/16/24	368			X	147	7	MQ200DB	0	226
442	Counter Table	1/10/24	1,272			X	509	7	MQ200DB	0	817
443	Counters Stool #1	1/10/24	286			X	114	7	MQ200DB	0	184
444	Counters Stool #2	1/10/24	286			X	114	7	MQ200DB	0	184
445	Counters Stool #3	1/10/24	286			X	114	7	MQ200DB	0	184
446	Counters Stool #4	1/10/24	286			X	114	7	MQ200DB	0	184
447	Blue Iron Chairs #1	1/10/24	635			X	254	7	MQ200DB	0	408
448	Blue Iron Chairs #2	1/10/24	635			X	254	7	MQ200DB	0	408
449	Blue Iron Chairs #3	1/10/24	635			X	254	7	MQ200DB	0	409
450	Blue Iron Chairs #4	1/10/24	635			X	254	7	MQ200DB	0	409
451	Black End Table #1	1/10/24	317			X	127	7	MQ200DB	0	204
452	Black End Table #2	1/10/24	317			X	127	7	MQ200DB	0	204
453	Teal Stool for Bathroom #1	1/10/24	32			X	13	7	MQ200DB	0	20
454	Teal Stool for Bathroom #2	1/10/24	32			X	13	7	MQ200DB	0	20
455	Full Length Mirrors #1	1/10/24	95			X	38	7	MQ200DB	0	61
456	Full Length Mirrors #2	1/10/24	95			X	38	7	MQ200DB	0	61
457	Baskets	1/10/24	57			X	23	7	MQ200DB	0	37
458	EFX 635 Crosstrainer	5/31/24	4,477			X	1,791	7	MQ200DB	0	2,750
459	30LB Rouge Rubber Hex Dumbbell	1/17/24	132			X	53	7	MQ200DB	0	85
460	72x24 Mobile Training Table #2	4/16/24	368			X	147	7	MQ200DB	0	226
461	72x24 Mobile Training Table #3	4/16/24	368			X	147	7	MQ200DB	0	226
462	72x24 Mobile Training Table #4	4/16/24	368			X	147	7	MQ200DB	0	226
463	72x24 Mobile Training Table #5	4/16/24	368			X	147	7	MQ200DB	0	226
464	72x24 Mobile Training Table #6	4/16/24	368			X	147	7	MQ200DB	0	226
465	Plastic Stackable Chair #1	5/14/24	69			X	28	7	MQ200DB	0	42
466	Plastic Stackable Chair #2	5/14/24	69			X	28	7	MQ200DB	0	42
467	Plastic Stackable Chair #3	5/14/24	69			X	28	7	MQ200DB	0	42
468	Plastic Stackable Chair #4	5/14/24	69			X	28	7	MQ200DB	0	42
469	Plastic Stackable Chair #5	5/14/24	69			X	28	7	MQ200DB	0	42
470	Plastic Stackable Chair #6	5/14/24	69			X	28	7	MQ200DB	0	42
471	Plastic Stackable Chair #7	5/14/24	69			X	28	7	MQ200DB	0	42
472	Plastic Stackable Chair #8	5/14/24	69			X	28	7	MQ200DB	0	42
473	Plastic Stackable Chair #9	5/14/24	69			X	28	7	MQ200DB	0	42
474	Plastic Stackable Chair #10	5/14/24	69			X	28	7	MQ200DB	0	42
475	Plastic Stackable Chair #11	5/14/24	69			X	28	7	MQ200DB	0	42
476	Plastic Stackable Chair #12	5/14/24	69			X	28	7	MQ200DB	0	42
477	Plastic Stackable Chair #13	5/14/24	69			X	28	7	MQ200DB	0	42
478	Plastic Stackable Chair #14	5/14/24	69			X	28	7	MQ200DB	0	42
479	Plastic Stackable Chair #15	5/14/24	69			X	28	7	MQ200DB	0	42
480	Plastic Stackable Chair #16	5/14/24	69			X	28	7	MQ200DB	0	42
481	Plastic Stackable Chair #17	5/14/24	69			X	28	7	MQ200DB	0	42
482	Plastic Stackable Chair #18	5/14/24	69			X	28	7	MQ200DB	0	42
483	Plastic Stackable Chair #19	5/14/24	69			X	28	7	MQ200DB	0	42
484	Plastic Stackable Chair #20	5/14/24	69			X	28	7	MQ200DB	0	42
485	Plastic Stackable Chair #21	5/14/24	69			X	28	7	MQ200DB	0	42
486	Plastic Stackable Chair #22	5/14/24	69			X	28	7	MQ200DB	0	42
487	Plastic Stackable Chair #23	5/14/24	69			X	28	7	MQ200DB	0	42
488	Plastic Stackable Chair #24	5/14/24	69			X	28	7	MQ200DB	0	42
489	Plastic Stackable Chair #25	5/14/24	69			X	28	7	MQ200DB	0	42
490	Plastic Stackable Chair #26	5/14/24	69			X	28	7	MQ200DB	0	42
491	Plastic Stackable Chair #27	5/14/24	69			X	28	7	MQ200DB	0	42
492	Plastic Stackable Chair #28	5/14/24	69			X	28	7	MQ200DB	0	42
493	Plastic Stackable Chair #29	5/14/24	69			X	28	7	MQ200DB	0	42
494	Plastic Stackable Chair #30	5/14/24	69			X	28	7	MQ200DB	0	42
495	Plastic Stackable Chair #31	5/14/24	69			X	28	7	MQ200DB	0	42
496	Plastic Stackable Chair #32	5/14/24	69			X	28	7	MQ200DB	0	42
497	Plastic Stackable Chair #33	5/14/24	69			X	28	7	MQ200DB	0	42
498	Plastic Stackable Chair #34	5/14/24	69			X	28	7	MQ200DB	0	42
499	Plastic Stackable Chair #35	5/14/24	69			X	28	7	MQ200DB	0	42
500	Plastic Stackable Chair #36	5/14/24	69			X	28	7	MQ200DB	0	42
501	Plastic Stackable Chair #37	5/14/24	69			X	28	7	MQ200DB	0	42
502	Plastic Stackable Chair #38	5/14/24	69			X	28	7	MQ200DB	0	42



# AMT Asset Report

## Form 990, Page 1

Asset	Description	Date In Service	Cost	Bus %	Sec 179	Bonus	Basis for Depr	PerConv Meth	Prior	Current
503	Plastic Stackable Chair #39	5/14/24	69			X	28	7 MQ200DB	0	42
504	Plastic Stackable Chair #40	5/14/24	69			X	28	7 MQ200DB	0	42
505	Plastic Stackable Chair #41	5/14/24	69			X	28	7 MQ200DB	0	42
506	Plastic Stackable Chair #42	5/14/24	69			X	28	7 MQ200DB	0	42
507	Plastic Stackable Chair #43	5/14/24	69			X	28	7 MQ200DB	0	42
508	Plastic Stackable Chair #44	5/14/24	69			X	28	7 MQ200DB	0	42
511	TRM 731 Treadmill	5/31/24	5,175			X	2,070	7 MQ200DB	0	3,179
512	35LB Rogue Kettlebell	1/17/24	86			X	34	7 MQ200DB	0	55
513	26LB Rougue Kettlebell	1/17/24	73			X	29	7 MQ200DB	0	47
514	18LB Rougue Kettlebell	1/17/24	53			X	21	7 MQ200DB	0	34
515	#0 Orange Band	1/17/24	22			X	9	7 MQ200DB	0	14
516	#0 Orange Band	1/17/24	22			X	9	7 MQ200DB	0	14
517	Pull-up Package 2	1/17/24	89			X	36	7 MQ200DB	0	57
518	Pull-up Package 2	1/17/24	89			X	36	7 MQ200DB	0	57
519	Pull-up Package	1/17/24	94			X	38	7 MQ200DB	0	60
520	Pull-up Package 2	1/17/24	94			X	38	7 MQ200DB	0	60
521	20LB Rougue Rubber Hex Dumbbell	1/17/24	93			X	37	7 MQ200DB	0	60
522	25LB Rougue Rubber Hex Dumbbell	1/17/24	119			X	48	7 MQ200DB	0	77
			<u>29,899</u>				<u>10,350</u>		<u>0</u>	<u>20,463</u>

**15-year GDS Property:**

434	Leasehold Improvement - Replenish paint	1/10/24	7,054			X	2,822	15 MQ S/L	0	4,303
435	Leasehold Improvements - Community Cen	1/10/24	28,394			X	11,358	15 MQ S/L	0	17,320
436	Leasehold Improvements - Paint Stage and l	1/10/24	6,302			X	2,521	15 MQ S/L	0	3,844
437	Concrete by side of gym door	2/07/24	1,380			X	552	15 MQ S/L	0	842
438	Paver work on playground	2/07/24	3,800			X	1,520	15 MQ S/L	0	2,318
439	Air & Energy - Air Conditioning	6/30/24	50,000			X	20,000	15 MQ S/L	0	30,167
509	Soudn Equipment Hookup	5/01/24	2,385			X	954	15 MQ S/L	0	1,439
510	Repair to Field Lights	6/14/24	8,960			X	3,584	15 MQ S/L	0	5,406
			<u>108,275</u>				<u>43,311</u>		<u>0</u>	<u>65,639</u>

**Prior MACRS:**

200	Roof improvements	12/04/18	10,858				10,858	39 MMS/L	1,264	279
201	MedOne Fitness Equipment	12/07/18	29,500			X	0	5 HY 200DB	29,500	0
205	Treadmill - TRM 731, 700 P30	5/02/19	4,063			X	0	7 HY 200DB	4,063	0
206	C240 Stretch Trainer	5/02/19	869			X	0	7 HY 200DB	869	0
207	C0085ES In/Out Thigh, EXP TI, EN	5/02/19	2,364			X	0	5 HY 200DB	2,364	0
209	Incline/Flat Bench (1 Each)	11/12/18	49			X	30	5 HY 200DB	47	2
210	Hyperextension Bench (1 Each)	11/12/18	49			X	0	5 HY 200DB	49	0
211	15 LB Dumbbells (1 Set)	11/12/18	10			X	0	5 HY 200DB	10	0
212	50 LB Dumbbells (1 Set)	11/12/18	32			X	0	5 HY 200DB	32	0
213	Straight Bar (Bench) 45 LBS (2 Sets)	11/12/18	65			X	0	5 HY 200DB	65	0
214	Straight Bar (Bench) 35 LBS (1 Each)	11/12/18	24			X	0	5 HY 200DB	24	0
215	EZ Curl Barbell 15 LBS (3 Each)	11/12/18	16			X	0	5 HY 200DB	16	0
216	Everlast Heavy Bag/Punching Bag & Stand	11/12/18	65			X	0	5 HY 200DB	65	0
217	Kettlebells 5 LBS (1 Each)	11/12/18	2			X	0	5 HY 200DB	2	0
218	Kettlebells 8 LBS (1 Each)	11/12/18	3			X	0	5 HY 200DB	3	0
219	Kettlebells 10 LBS (2 Each)	11/12/18	6			X	0	5 HY 200DB	6	0
220	Kelltebells 15 LBS (1 Each)	11/12/18	5			X	0	5 HY 200DB	5	0
221	Medicine Ball Rack Holder (1 Each)	11/12/18	24			X	0	5 HY 200DB	24	0
222	Weighted Medicine Balls 3 LBS (2 Each)	11/12/18	5			X	0	5 HY 200DB	5	0
223	Weighted Medicine Balls 6 LBS (1 Each)	11/12/18	8			X	0	5 HY 200DB	8	0
224	Weighted Medicine Balls 8 LBS (1 Each)	11/12/18	8			X	0	5 HY 200DB	8	0
225	Weighted Medicine Balls (1 Each)	11/12/18	8			X	0	5 HY 200DB	8	0
226	Weighted Medicine Balls 3 KG (2 Each)	11/12/18	5			X	0	5 HY 200DB	5	0
227	Power Rope Ball 3 KG (1 Each)	11/12/18	5			X	0	5 HY 200DB	5	0
228	Weighted Medicine Balls Blue (1 Each)	11/12/18	5			X	0	5 HY 200DB	5	0
229	Weighted Medicine Balls 4 LBS (3 Ech)	11/12/18	6			X	0	5 HY 200DB	6	0
230	Weighted Medicine Balls Blue 6 LBS (1 Ea	11/12/18	8			X	0	5 HY 200DB	8	0
231	Weighted Medicine Balls 5 KG (1 Each)	11/12/18	8			X	0	5 HY 200DB	8	0
232	Slam Ball 30 LB (1 Each)	11/12/18	11			X	0	5 HY 200DB	11	0
233	Weighted Medicine Ball 10 LB (1 Each)	11/12/18	5			X	0	5 HY 200DB	5	0
234	Core Med Balls Plus W/Handles 10 LB (1E	11/12/18	8			X	0	5 HY 200DB	8	0
235	Core Med Balls Plus W/Handles 12 LBS (1	11/12/18	10			X	0	5 HY 200DB	10	0
236	Core Med Balls Plus W/Handles 14LBS (1	11/12/18	11			X	0	5 HY 200DB	11	0
237	Core Med Balls Plus W/Handles 16 LBS (1	11/12/18	13			X	0	5 HY 200DB	13	0
238	Core Med Balls Plus W/Handles 20 LBS (1	11/12/18	15			X	0	5 HY 200DB	15	0
239	Core Med Balls Plus W/Handles 25 LBS (1	11/12/18	16			X	0	5 HY 200DB	16	0
240	Balance Pad Blue (1 Each)	11/12/18	8			X	0	5 HY 200DB	8	0

# AMT Asset Report

## Form 990, Page 1

Asset	Description	Date In Service	Cost	Bus %	Sec 179	Basis for Depr	PerConv	Meth	Prior	Current
241	Bosu Balance (1 Each)	11/12/18	65		X	0	5	HY 200DB	65	0
242	Reebok Core Board (1 Each)	11/12/18	32		X	0	5	HY 200DB	32	0
243	Core Med Balls Plus W/Handles (2 Each)	11/12/18	10		X	0	5	HY 200DB	10	0
244	Core Med Balls Plus W/Handles (1 Each)	11/12/18	5		X	0	5	HY 200DB	5	0
245	Balance Discs Pink (1 Each)	11/12/18	6		X	0	5	HY 200DB	6	0
246	Balance Discs Yellow (2 Each)	11/12/18	10		X	0	5	HY 200DB	10	0
247	Foam Rollers (2)	11/12/18	13		X	0	5	HY 200DB	13	0
248	Foam Roller 1/2 (1 Each)	11/12/18	5		X	0	5	HY 200DB	5	0
249	Foam Roller 1/4 (1 Each)	11/12/18	5		X	0	5	HY 200DB	5	0
250	Olympic Bench - Flat/Decline (1 Each)	11/12/18	49		X	0	5	HY 200DB	49	0
251	Circuit Training Equip - Rope Attachment	11/12/18	8		X	0	5	HY 200DB	8	0
252	Circuit Training Equip - Handle Attachment	11/12/18	10		X	0	5	HY 200DB	10	0
253	Circuit Training Equip - Straight Bar Padded	11/12/18	13		X	0	5	HY 200DB	13	0
254	Circuit Training Equip-Close V Grip Row C	11/12/18	10		X	0	5	HY 200DB	10	0
255	Circuit Training Equip-V Grip Tricep Pushc	11/12/18	10		X	0	5	HY 200DB	10	0
256	Circuit Training Equip - EZ Curl Attachmer	11/12/18	10		X	0	5	HY 200DB	10	0
257	Circuit Training Equip - 2.5 LB Add On (2 )	11/12/18	2		X	0	5	HY 200DB	2	0
258	Olympic Plates - 2.5 LBS (5 Each)	11/12/18	5		X	0	5	HY 200DB	5	0
259	Olympic Plates - 5 LBS (7 Each)	11/12/18	11		X	0	5	HY 200DB	11	0
260	Olympic Plate - 10 LBS (8 Each)	11/12/18	26		X	0	5	HY 200DB	26	0
261	Olympic Plates - 25 LBS (5 Each)	11/12/18	40		X	0	5	HY 200DB	40	0
262	Olympic Plates - 35 LBS (6 Each)	11/12/18	68		X	0	5	HY 200DB	68	0
263	Olympic Plates - 45 LBS (14 Each)	11/12/18	204		X	0	5	HY 200DB	204	0
264	Olympic Plates - Small Step (2 Each)	11/12/18	13		X	0	5	HY 200DB	13	0
265	Olympic Plates - Small Step Risers (8 Each)	11/12/18	13		X	0	5	HY 200DB	13	0
266	Olympic Plates - Massage Table For Stretch	11/12/18	146		X	0	5	HY 200DB	146	0
267	Olympic Plate - Blue Tri Fold Tumbling Ma	11/12/18	340		X	0	5	HY 200DB	340	0
268	Cardio Equip - Treadmills Freemotion (4 Ea	11/12/18	324		X	0	5	HY 200DB	324	0
269	Cardio Equip - Treadmills/True (1 Each)	11/12/18	324		X	0	5	HY 200DB	324	0
270	Cardio Equip - Ellipticals/Procore w/Arm M	11/12/18	324		X	0	5	HY 200DB	324	0
271	Cardio Equip - Ellipticals/Procore w/o Arm	11/12/18	324		X	0	5	HY 200DB	324	0
272	Cardio Equip - Ellipticals/Octane w/Arm M	11/12/18	566		X	0	5	HY 200DB	566	0
273	Cardio Equip - Recumbank Bikes/Precore (1	11/12/18	129		X	0	5	HY 200DB	129	0
274	Cardio Equip - Stairmaster/Sportsmith(1EA	11/12/18	81		X	0	5	HY 200DB	81	0
275	Cardio Equip - Stairmaster Stepmill (1EA)	11/12/18	1,456		X	0	5	HY 200DB	1,456	0
276	Cardio Equip - Spin Bikes/Star Trac	11/12/18	259		X	0	5	HY 200DB	259	0
277	Cardio Equip - Spin Bikes/Spinner NXT (1C	11/12/18	1,942		X	0	5	HY 200DB	1,942	0
278	Cardio Equip - Rowing Machine/Concept 2	11/12/18	356		X	0	5	HY 200DB	356	0
279	Cardio Equip - Pads Under Bikes (11 EA)	11/12/18	49		X	0	5	HY 200DB	49	0
280	Cardio Equip - Floor Fans (3 EA)	11/12/18	24		X	0	5	HY 200DB	24	0
281	Cardio Equip - Roman Chair/Empire (1 EA)	11/12/18	65		X	0	5	HY 200DB	65	0
282	Fitness Equip - Small Steps (7 EA)	11/12/18	45		X	0	5	HY 200DB	45	0
283	Fitness Equip - Reebok Steps (51EA)	11/12/18	1,651		X	0	5	HY 200DB	1,651	0
284	Fitness Equip - Black Power System Mats(1	11/12/18	52		X	0	5	HY 200DB	52	0
285	Fitness Equip - Green Thick Mats (7 EA)	11/12/18	23		X	0	5	HY 200DB	23	0
286	Fitness Equip - Green & Brown Yoga Mats	11/12/18	97		X	0	5	HY 200DB	97	0
287	Fitness Equip - Neoprene Hand Weights 1-1	11/12/18	647		X	0	5	HY 200DB	647	0
288	Fitness Equip - Neoprene Hand Weight Rac	11/12/18	162		X	0	5	HY 200DB	162	0
289	Fitness Equip - Resist A Balls (30 EA)	11/12/18	194		X	0	5	HY 200DB	194	0
290	Fitness Equip - Straight Bars (20 EA)	11/12/18	129		X	0	5	HY 200DB	129	0
291	Fitness Equip - Straight Bar Olym Plates	11/12/18	324		X	0	5	HY 200DB	324	0
292	Fitness Equip - Spri Resist Tubing/Yellow	11/12/18	16		X	0	5	HY 200DB	16	0
293	Fitness Equip - Spri Resist Tubing/Green	11/12/18	16		X	0	5	HY 200DB	16	0
294	Fitness Equip - Spri Resist Tubing/Blue	11/12/18	16		X	0	5	HY 200DB	16	0
295	Fitness Equip - Spri Resist Tubing/Black	11/12/18	16		X	0	5	HY 200DB	16	0
296	Fitness Equip - Resist Tubing Holder Stand	11/12/18	29		X	0	5	HY 200DB	29	0
297	Fitness Equip - PVC Resist A Ball Holder	11/12/18	16		X	0	5	HY 200DB	16	0
298	Fitness Equip - Onkyo Group Fitness Stereo	11/12/18	129		X	0	5	HY 200DB	129	0
299	Fitness Equip-Canton Sm White Speakers(2	11/12/18	32		X	0	5	HY 200DB	32	0
300	Fitness Equip - Black Floor Osc Fan (2 EA)	11/12/18	11		X	0	5	HY 200DB	11	0
301	Fitness Equip - White Floor Fan (2 EA)	11/12/18	8		X	0	5	HY 200DB	8	0
302	Core Med Balls Plus W/Handles (1 Each)	11/12/18	6		X	0	5	HY 200DB	6	0
303	Foam Roller Speck Blue	11/12/18	13		X	0	5	HY 200DB	13	0
304	Foam Roller 1/4 (1 Each)	11/12/18	5		X	0	5	HY 200DB	5	0
305	EFX 635 Crosstrainer	2/11/20	3,710		X	0	7	HY 200DB	3,710	0
306	RBK 635 Recumbent Cycle	2/11/20	1,977		X	0	7	HY 200DB	1,977	0
308	1 Medball 20 LB Black	11/08/21	109		X	0	7	MQ200DB	109	0
309	Rogue 25mm Bella Bar 2.0 (Black w/ Brigh	11/08/21	228		X	0	7	MQ200DB	228	0
310	Rogue 25mm Bella Bar 2.0 (Black w/ Brigh	11/08/21	228		X	0	7	MQ200DB	228	0
311	28.5MM Echo Bar 2.0 - Bright Sleeve Brigh	11/08/21	257		X	0	7	MQ200DB	257	0
312	28.5MM Echo Bar 2.0 - Bright Sleeve Brigh	11/08/21	257		X	0	7	MQ200DB	257	0
313	Rogue Echo Slam Ball - 30lbs	11/08/21	117		X	0	7	MQ200DB	117	0

# AMT Asset Report

## Form 990, Page 1

Asset	Description	Date In Service	Cost	Bus %	Sec 179	Sec Bonus	Basis for Depr	PerConv	Meth	Prior	Current
314	Rogue Echo Slam Ball - 40lbs	11/08/21	141			X	0	7	MQ200DB	141	0
315	Medball 20 LB Black	11/08/21	109			X	0	7	MQ200DB	109	0
316	Medball 25 LB Black	11/08/21	117			X	0	7	MQ200DB	117	0
317	Medball 30 LB Black	11/08/21	126			X	0	7	MQ200DB	126	0
318	Landmine Single 5/8	11/08/21	107			X	0	7	MQ200DB	107	0
319	Rogue Bar Holder 2.0	11/08/21	157			X	0	7	MQ200DB	157	0
320	Rogue Bar Holder 2.0	11/08/21	157			X	0	7	MQ200DB	157	0
321	Rogue TB-2 Trap Bar	11/08/21	388			X	0	7	MQ200DB	388	0
322	Rogue Chalk Stand	11/08/21	146			X	0	7	MQ200DB	146	0
323	Fold Back Rack Stringer Pair	11/08/21	124			X	0	7	MQ200DB	124	0
326	26LB Rogue Kettlebell	11/08/21	70			X	0	7	MQ200DB	70	0
327	35LB Rogue Kettlebell	11/08/21	80			X	0	7	MQ200DB	80	0
328	10LB Rogue Rubber Hex Dumbell - Pair	11/08/21	60			X	0	7	MQ200DB	60	0
329	15LB Rogue Rubber Hex Dumbell - Pair	11/08/21	69			X	0	7	MQ200DB	69	0
330	20LB Rogue Rubber Hex Dumbbell - Pair	11/08/21	84			X	0	7	MQ200DB	84	0
331	25LB Rogue Rubber Hex Dumbbell - Pair	11/08/21	98			X	0	7	MQ200DB	98	0
332	Rogue 5 - 50lbs Dumbbell Set - Kit Set	11/08/21	1,032			X	0	7	MQ200DB	1,032	0
333	Rogue 55 - 100lbs Dumbbell Set - Kit Set	11/08/21	2,075			X	0	7	MQ200DB	2,075	0
337	Concept 2 Wall Mounted Ski Erg with PM5	11/08/21	782			X	0	7	MQ200DB	782	0
338	Concept 2 Ski Erg Floor Stand v2	11/08/21	192			X	0	7	MQ200DB	192	0
339	Rogue Echo Gym Timer	11/08/21	287			X	0	7	MQ200DB	287	0
340	Rogue ECHO Bike v2.0 - 2 Pack	11/08/21	1,507			X	0	7	MQ200DB	1,507	0
341	Rogue Black Training Plate - 25lbs - Pair	11/08/21	219			X	0	7	MQ200DB	219	0
342	Rogue Black Training Plate - 25lbs - Pair	11/08/21	219			X	0	7	MQ200DB	219	0
343	Rogue Black Training Plate - 25lbs - Pair	11/08/21	219			X	0	7	MQ200DB	219	0
344	Rogue Black Training Plate - 25lbs - Pair	11/08/21	219			X	0	7	MQ200DB	219	0
345	Rogue Black Training Plate - 25lbs - Pair	11/08/21	219			X	0	7	MQ200DB	219	0
346	Rogue Black Training Plate - 25lbs - Pair	11/08/21	219			X	0	7	MQ200DB	219	0
347	Rogue Black Training Plate - 45lbs - Pair	11/08/21	319			X	0	7	MQ200DB	319	0
348	Rogue Black Training Plate - 45lbs - Pair	11/08/21	319			X	0	7	MQ200DB	319	0
349	Rogue Black Training Plate - 45lbs - Pair	11/08/21	319			X	0	7	MQ200DB	319	0
350	Rogue Black Training Plate - 45lbs - Pair	11/08/21	319			X	0	7	MQ200DB	319	0
351	Rogue Black Training Plate - 45lbs - Pair	11/08/21	319			X	0	7	MQ200DB	319	0
352	Rogue Black Training Plate - 45lbs - Pair	11/08/21	319			X	0	7	MQ200DB	319	0
353	Rogue Echo Bumper - 10lbs - Pair	11/08/21	69			X	0	7	MQ200DB	69	0
354	Rogue Echo Bumper - 10lbs - Pair	11/08/21	69			X	0	7	MQ200DB	69	0
355	Rogue Echo Bumper - 10lbs - Pair	11/08/21	69			X	0	7	MQ200DB	69	0
356	Rogue HG 2.0 Collars	11/08/21	50			X	0	7	MQ200DB	50	0
357	Rogue HG 2.0 Collars	11/08/21	50			X	0	7	MQ200DB	50	0
358	Rogue V2 Bumper Stacker	11/08/21	99			X	0	7	MQ200DB	99	0
359	Rogue V2 Bumper Stacker	11/08/21	99			X	0	7	MQ200DB	99	0
360	Rogue V2 Bumper Stacker	11/08/21	99			X	0	7	MQ200DB	99	0
361	Rogue V2 Bumper Stacker	11/08/21	99			X	0	7	MQ200DB	99	0
362	B-2 Rogue Flat Utility Bench - Bolt Versior	11/08/21	238			X	0	7	MQ200DB	238	0
363	B-2 Rogue Flat Utility Bench - Bolt Versior	11/08/21	238			X	0	7	MQ200DB	238	0
364	Rogue X-43 Parallel Cross Member	11/08/21	141			X	0	7	MQ200DB	141	0
365	Rogue X-43 Parallel Cross Member	11/08/21	141			X	0	7	MQ200DB	141	0
366	Rogue X-43 Parallel Cross Member	11/08/21	141			X	0	7	MQ200DB	141	0
367	Rogue X-43 Parallel Cross Member	11/08/21	141			X	0	7	MQ200DB	141	0
368	SR-1S Short Handle Bearing Speed Rope 2.	11/08/21	42			X	0	7	MQ200DB	42	0
369	SR-1S Short Handle Bearing Speed Rope 2.	11/08/21	42			X	0	7	MQ200DB	42	0
370	SR-1S Short Handle Bearing Speed Rope 2.	11/08/21	42			X	0	7	MQ200DB	42	0
371	SR-1S Short Handle Bearing Speed Rope 2.	11/08/21	42			X	0	7	MQ200DB	42	0
372	SR-1S Short Handle Bearing Speed Rope 2.	11/08/21	42			X	0	7	MQ200DB	42	0
373	SR-1 Bearing Speed Rope 2.0	11/08/21	41			X	0	7	MQ200DB	41	0
374	SR-1 Bearing Speed Rope 2.0	11/08/21	41			X	0	7	MQ200DB	41	0
375	SR-1 Bearing Speed Rope 2.0	11/08/21	41			X	0	7	MQ200DB	41	0
376	SR-1 Bearing Speed Rope 2.0	11/08/21	41			X	0	7	MQ200DB	41	0
377	SR-1 Bearing Speed Rope 2.0	11/08/21	41			X	0	7	MQ200DB	41	0
378	SR-1L Long Handle Bearing Speed Rope 2.	11/08/21	42			X	0	7	MQ200DB	42	0
379	SR-1L Long Handle Bearing Speed Rope 2.	11/08/21	42			X	0	7	MQ200DB	42	0
380	SR-1L Long Handle Bearing Speed Rope 2.	11/08/21	42			X	0	7	MQ200DB	42	0
381	SR-1L Long Handle Bearing Speed Rope 2.	11/08/21	42			X	0	7	MQ200DB	42	0
382	SR-1L Long Handle Bearing Speed Rope 2.	11/08/21	42			X	0	7	MQ200DB	42	0
383	TV - Teen Room	11/19/21	693			X	0	5	MQ200DB	693	0
384	TV - Outside Fitness	11/19/21	645			X	0	5	MQ200DB	645	0
385	RevGear Equipment - Striker Bag	9/20/21	2,674			X	0	7	MQ200DB	2,674	0
386	Crossover Symmetry Equipment	10/20/21	278			X	0	7	MQ200DB	278	0
388	Computer	12/28/21	925			X	0	5	MQ200DB	925	0
390	Precor FTS Glide Black Pearl	2/04/22	3,474			X	0	7	MQ200DB	3,474	0
391	Neo-Hex Club Pack - Weights	5/11/22	1,430			X	0	7	MQ200DB	1,430	0
392	KrankCycle	6/14/22	700			X	0	7	MQ200DB	700	0

# AMT Asset Report

## Form 990, Page 1

Asset	Description	Date In Service	Cost	Bus %	Sec 179	Basis for Depr	PerConv Meth	Prior	Current
393	Couch - Teen Room	5/13/22	1,412		X	0	7 MQ200DB	1,412	0
394	TV - Classroom	2/18/22	1,765		X	0	5 MQ200DB	1,765	0
395	Bookshelf Wheel 4 Pack	1/12/22	86		X	0	7 MQ200DB	86	0
396	2 Pack Chnagne Plate Storage	1/12/22	75		X	0	7 MQ200DB	75	0
397	Rogue 3 Tier Bookshelf Unit 70" Section	1/12/22	701		X	0	7 MQ200DB	701	0
398	Rogue Vertical Plate Tree 2.0	1/12/22	253		X	0	7 MQ200DB	253	0
399	Rogue Vertical Plate Tree 2.0	1/12/22	253		X	0	7 MQ200DB	253	0
400	3 Tier Universal Storage System 2.0	1/12/22	915		X	0	7 MQ200DB	915	0
401	3 Tier Universal Storage System 2.0	1/12/22	915		X	0	7 MQ200DB	915	0
402	Vertical Plate Tree Bumper Stacker Wheel 5	1/12/22	76		X	0	7 MQ200DB	76	0
403	Vertical Plate Tree Bumper Stacker Wheel 5	1/12/22	76		X	0	7 MQ200DB	76	0
404	Vertical Plate Tree Bumper Stacker Wheel 5	1/12/22	76		X	0	7 MQ200DB	76	0
405	Vertical Plate Tree Bumper Stacker Wheel 5	1/12/22	76		X	0	7 MQ200DB	76	0
406	5 Pack Bison Chalk Ball	1/12/22	61		X	0	7 MQ200DB	61	0
407	A/C System	5/02/22	13,912		X	0	15 MQ S/L	13,912	0
409	Sign	3/23/22	993		X	0	15 MQ150DB	993	0
410	Laptop	3/23/22	825		X	0	5 MQ200DB	825	0
411	Shade System	6/14/22	12,269		X	0	15 MQ S/L	12,269	0
412	Shower Renovation Phase #1	6/14/22	30,000		X	0	15 MQ S/L	30,000	0
413	Phone System	6/10/22	3,499		X	0	7 MQ200DB	3,499	0
414	Phone System	6/03/22	2,993		X	0	7 MQ200DB	2,993	0
416	Bollards	7/01/22	532		X	0	15 HY S/L	532	0
417	Cubbies	7/09/22	3,957		X	0	7 HY 200DB	3,957	0
418	Fridges	7/26/22	7,232		X	0	7 HY 200DB	7,232	0
420	Bottle Filling Station	8/08/22	5,985		X	0	15 HY S/L	5,985	0
422	Demolition of Shower - Renovation	9/19/22	19,370		X	0	15 HY S/L	19,370	0
423	Foyer Seating	11/01/22	2,872		X	0	7 HY 200DB	2,872	0
424	Shower Renovations Phase #3	11/02/22	3,700		X	0	15 HY S/L	3,700	0
428	Strength Exercise Equipment	3/01/23	2,464		X	493	7 HY 200DB	2,042	121
429	Wooden Cabinets - #2/3	4/05/23	10,622		X	2,124	15 HY S/L	8,568	142
430	Shower Renovation #4	5/03/23	38,565		X	7,713	15 HY S/L	31,109	514
431	Wooden Cabinet - #3/3	5/03/23	2,655		X	531	15 HY S/L	2,142	36
			<u>259,547</u>				<u>21,749</u>	<u>239,506</u>	<u>1,094</u>

**Other Depreciation:**

8	GYM PA Speaker	10/28/99	255			255	10 MO S/L	255	0
9	Gym PA Equipment	11/16/99	609			609	10 MO S/L	609	0
10	Gym PA System	3/06/03	504			504	10 MO S/L	504	0
11	Wall Plaques	8/22/07	4,794			4,794	10 MO S/L	4,794	0
12	Donor Wall	8/22/07	22,320			22,320	10 MO S/L	22,320	0
13	Building	8/22/07	4,702,458			4,702,458	39 MO S/L	1,909,118	120,575
14	Card Access System	7/01/08	1,722			1,722	10 MO S/L	1,722	0
15	Gym Lights	8/01/08	15,544			15,544	10 MO S/L	15,544	0
16	Air and Energy	9/20/13	2,237			2,237	25 MO S/L	872	90
17	Air and Energy	11/01/13	21,520			21,520	25 MO S/L	8,321	861
18	3000 SF Rolled	8/12/14	5,619			5,619	10 MO S/L	4,449	562
19	2nd floor walls	9/04/14	9,529			9,529	25 MO S/L	2,986	381
20	Gym Renovator	11/27/14	7,547			7,547	25 MO S/L	2,289	302
21	Piano	6/30/93	3,545			3,545	5 MO S/L	3,545	0
22	Two Benches	6/30/93	250			250	7 MO S/L	250	0
24	Chairs	5/30/95	2,848			2,848	5 MO S/L	2,848	0
25	Bleachers	1/01/97	4,770			4,770	15 MO S/L	4,770	0
26	Stage	1/25/97	5,868			5,868	15 MO S/L	5,868	0
27	Refrigerator	12/15/97	949			949	5 MO S/L	949	0
29	Pitching Machine	6/04/98	1,086			1,086	5 MO S/L	1,086	0
30	Office Chair	4/15/99	900			900	5 MO S/L	900	0
31	Tables & Chairs	5/25/99	3,147			3,147	5 MO S/L	3,147	0
32	Folding Chairs	6/10/99	1,869			1,869	5 MO S/L	1,869	0
35	Table and Chairs	9/30/02	2,000			2,000	5 MO S/L	2,000	0
37	Trailer Conn	9/30/02	3,547			3,547	10 MO S/L	3,547	0
42	8 White Plastic	10/22/04	1,676			1,676	5 MO S/L	1,676	0
44	Fabric upholstery	3/28/00	3,883			3,883	5 MO S/L	3,883	0
47	Phone System	8/22/07	18,802			18,802	5 MO S/L	18,802	0
50	Vacumm	8/22/07	550			550	5 MO S/L	550	0
51	Scoreboard	8/22/07	5,835			5,835	5 MO S/L	5,835	0
52	Basket ball hoop	8/22/07	9,400			9,400	5 MO S/L	9,400	0
53	Kitchen Equipment	8/22/07	44,672			44,672	5 MO S/L	44,672	0
54	Partitions	8/22/07	18,950			18,950	5 MO S/L	18,950	0
56	Office Chairs	8/22/07	3,000			3,000	5 MO S/L	3,000	0
57	Folding Chairs	8/22/07	2,250			2,250	5 MO S/L	2,250	0
58	Benches	8/22/07	3,004			3,004	5 MO S/L	3,004	0

# AMT Asset Report

## Form 990, Page 1

Asset	Description	Date In Service	Cost	Bus %	Sec 179	Bonus	Basis for Depr	PerConv Meth	Prior	Current
59	Privacy Wall	8/22/07	1,927				1,927	5 MO S/L	1,927	0
62	Bistro Table	8/22/07	750				750	5 MO S/L	750	0
63	Folding table	8/22/07	2,400				2,400	5 MO S/L	2,400	0
64	Server System	8/22/07	1,800				1,800	5 MO S/L	1,800	0
66	Membership System	8/22/07	1,425				1,425	5 MO S/L	1,425	0
70	Trash Cans	8/22/07	1,092				1,092	5 MO S/L	1,092	0
74	Lockers	6/28/10	649				649	5 MO S/L	649	0
76	HP ML150G6	5/01/12	3,000				3,000	5 MO S/L	3,000	0
78	Sound Booth	8/10/12	10,900				10,900	5 MO S/L	10,900	0
79	Outdoor Scoreboard	8/10/12	5,442				5,442	5 MO S/L	5,442	0
82	Equipment	12/27/13	2,017				2,017	10 MO S/L	1,916	101
83	Microsoft Office	9/29/13	1,285				1,285	3 MO S/L	1,285	0
89	Field Light	6/30/95	500				500	10 MO S/L	500	0
90	Field Lights	9/20/95	17,668				17,668	10 MO S/L	17,668	0
91	Fence	8/01/96	1,080				1,080	10 MO S/L	1,080	0
92	Well Drilling	7/16/99	6,300				6,300	10 MO S/L	6,300	0
93	Tennis Court	9/14/00	4,400				4,400	39 MO S/L	2,571	113
94	Tennis Court	8/22/07	19,600				19,600	10 MO S/L	17,215	1,960
95	Playground	8/22/07	53,215				53,215	10 MO S/L	53,215	0
96	Fence	8/22/07	1,309				1,309	10 MO S/L	1,309	0
97	Sod	8/22/07	14,950				14,950	10 MO S/L	14,950	0
98	Trees	8/22/07	24,520				24,520	10 MO S/L	24,520	0
99	Trees	8/22/07	5,011				5,011	10 MO S/L	5,011	0
100	Field Reno Sod	8/23/13	5,374				5,374	5 MO S/L	5,374	0
101	Field Reno Soc	9/20/13	9,836				9,836	5 MO S/L	9,836	0
102	Tennis Court	2/05/15	17,875				17,875	10 MO S/L	13,257	1,788
103	Fence	1/03/18	8,882				8,882	20 MO S/L	2,443	444
208	Rogue Fitness Equipment	7/01/18	0				0	0 HY	0	0
387	Leasehold Improve Showers	12/29/21	2,500				2,500	15 MO S/L	250	167
415	Leasehold Improve Showers Draw #2	6/03/22	2,750				2,750	15 MO S/L	199	183
421	Shower Renovations Phase #2	9/19/22	10,000				10,000	15 MO200DB	1,000	1,200
425	Flooring for Downstairs	1/01/23	19,500				19,500	15 MO200DB	1,300	2,427
426	Wooden Cabinets - #1/3	1/11/23	13,277				13,277	15 MO200DB	885	1,652
427	Restroom and Floor Tile	2/23/23	50,981				50,981	15 MO200DB	2,266	6,495
<b>Total Other Depreciation</b>			<u>5,259,674</u>				<u>5,259,674</u>		<u>2,330,319</u>	<u>139,301</u>
<b>Total ACRS and Other Depreciation</b>			<u>5,259,674</u>				<u>5,259,674</u>		<u>2,330,319</u>	<u>139,301</u>
<b>Listed Property:</b>										
104	2016 Ford-4044	9/17/18	29,295		X		0	5 HY 200DB	29,295	0
105	2016 Ford-4645	9/18/18	17,797		X		0	5 HY 200DB	17,797	0
389	2017 Ford Explorer	3/11/22	<u>26,393</u>		X		<u>0</u>	5 MQ200DB	<u>26,393</u>	<u>0</u>
			<u>73,485</u>				<u>0</u>		<u>73,485</u>	<u>0</u>
<b>Grand Totals</b>			5,731,795				5,335,450		2,643,310	227,101
<b>Less: Dispositions and Transfers</b>			<u>0</u>				<u>0</u>		<u>0</u>	<u>0</u>
<b>Net Grand Totals</b>			<u>5,731,795</u>				<u>5,335,450</u>		<u>2,643,310</u>	<u>227,101</u>

# Bonus Depreciation Report

## Form 990, Page 1

Asset	Property Description	Date In Service	Tax Cost	Bus Pct	Tax Sec 179 Exp	Current Bonus	Prior Bonus	Tax - Basis for Depr
104	2016 Ford-4044	9/17/18	29,295	100	0	0	29,295	0
105	2016 Ford-4645	9/18/18	17,797	100	0	0	17,797	0
200	Roof improvements	12/04/18	10,858		0	0	0	10,858
201	MedOne Fitness Equipment	12/07/18	29,500		0	0	29,500	0
205	Treadmill - TRM 731, 700 P30	5/02/19	4,063		0	0	4,063	0
206	C240 Stretch Trainer	5/02/19	869		0	0	869	0
207	C0085ES In/Out Thigh, EXP TI, EN	5/02/19	2,364		0	0	2,364	0
209	Incline/Flat Bench (1 Each)	11/12/18	49		0	0	19	30
210	Hyperextension Bench (1 Each)	11/12/18	49		0	0	49	0
211	15 LB Dumbbells (1 Set)	11/12/18	10		0	0	10	0
212	50 LB Dumbbells (1 Set)	11/12/18	32		0	0	32	0
213	Straight Bar (Bench) 45 LBS (2 Sets)	11/12/18	65		0	0	65	0
214	Straight Bar (Bench) 35 LBS (1 Each)	11/12/18	24		0	0	24	0
215	EZ Curl Barbell 15 LBS (3 Each)	11/12/18	16		0	0	16	0
216	Everlast Heavy Bag/Punching Bag & Stand (1 Each)	11/12/18	65		0	0	65	0
217	Kettlebells 5 LBS (1 Each)	11/12/18	2		0	0	2	0
218	Kettlebells 8 LBS (1 Each)	11/12/18	3		0	0	3	0
219	Kettlebells 10 LBS (2 Each)	11/12/18	6		0	0	6	0
220	Kettlebells 15 LBS (1 Each)	11/12/18	5		0	0	5	0
221	Medicine Ball Rack Holder (1 Each)	11/12/18	24		0	0	24	0
222	Weighted Medicine Balls 3 LBS (2 Each)	11/12/18	5		0	0	5	0
223	Weighted Medicine Balls 6 LBS (1 Each)	11/12/18	8		0	0	8	0
224	Weighted Medicine Balls 8 LBS (1 Each)	11/12/18	8		0	0	8	0
225	Weighted Medicine Balls (1 Each)	11/12/18	8		0	0	8	0
226	Weighted Medicine Balls 3 KG (2 Each)	11/12/18	5		0	0	5	0
227	Power Rope Ball 3 KG (1 Each)	11/12/18	5		0	0	5	0
228	Weighted Medicine Balls Blue (1 Each)	11/12/18	5		0	0	5	0
229	Weighted Medicine Balls 4 LBS (3 Each)	11/12/18	6		0	0	6	0
230	Weighted Medicine Balls Blue 6 LBS (1 Each)	11/12/18	8		0	0	8	0
231	Weighted Medicine Balls 5 KG (1 Each)	11/12/18	8		0	0	8	0
232	Slam Ball 30 LB (1 Each)	11/12/18	11		0	0	11	0
233	Weighted Medicine Ball 10 LB (1 Each)	11/12/18	5		0	0	5	0
234	Core Med Balls Plus W/Handles 10 LB (1 Each)	11/12/18	8		0	0	8	0
235	Core Med Balls Plus W/Handles 12 LBS (1 Each)	11/12/18	10		0	0	10	0
236	Core Med Balls Plus W/Handles 14 LBS (1 Each)	11/12/18	11		0	0	11	0
237	Core Med Balls Plus W/Handles 16 LBS (1 Each)	11/12/18	13		0	0	13	0
238	Core Med Balls Plus W/Handles 20 LBS (1 Each)	11/12/18	15		0	0	15	0
239	Core Med Balls Plus W/Handles 25 LBS (1 Each)	11/12/18	16		0	0	16	0
240	Balance Pad Blue (1 Each)	11/12/18	8		0	0	8	0
241	Bosu Balance (1 Each)	11/12/18	65		0	0	65	0
242	Reebok Core Board (1 Each)	11/12/18	32		0	0	32	0
243	Core Med Balls Plus W/Handles (2 Each)	11/12/18	10		0	0	10	0
244	Core Med Balls Plus W/Handles (1 Each)	11/12/18	5		0	0	5	0
245	Balance Discs Pink (1 Each)	11/12/18	6		0	0	6	0
246	Balance Discs Yellow (2 Each)	11/12/18	10		0	0	10	0
247	Foam Rollers (2)	11/12/18	13		0	0	13	0
248	Foam Roller 1/2 (1 Each)	11/12/18	5		0	0	5	0
249	Foam Roller 1/4 (1 Each)	11/12/18	5		0	0	5	0
250	Olympic Bench - Flat/Decline (1 Each)	11/12/18	49		0	0	49	0
251	Circuit Training Equip - Rope Attachment	11/12/18	8		0	0	8	0
252	Circuit Training Equip - Handle Attachment	11/12/18	10		0	0	10	0
253	Circuit Training Equip - Straight Bar Padded	11/12/18	13		0	0	13	0
254	Circuit Training Equip-Close V Grip Row Ca	11/12/18	10		0	0	10	0
255	Circuit Training Equip-V Grip Tricep Pushdo	11/12/18	10		0	0	10	0
256	Circuit Training Equip - EZ Curl Attachment	11/12/18	10		0	0	10	0
257	Circuit Training Equip - 2.5 LB Add On (2 Each)	11/12/18	2		0	0	2	0
258	Olympic Plates - 2.5 LBS (5 Each)	11/12/18	5		0	0	5	0
259	Olympic Plates - 5 LBS (7 Each)	11/12/18	11		0	0	11	0
260	Olympic Plate - 10 LBS (8 Each)	11/12/18	26		0	0	26	0
261	Olympic Plates - 25 LBS (5 Each)	11/12/18	40		0	0	40	0
262	Olympic Plates - 35 LBS (6 Each)	11/12/18	68		0	0	68	0
263	Olympic Plates - 45 LBS (14 Each)	11/12/18	204		0	0	204	0
264	Olympic Plates - Small Step (2 Each)	11/12/18	13		0	0	13	0
265	Olympic Plates - Small Step Risers (8 Each)	11/12/18	13		0	0	13	0
266	Olympic Plates - Massage Table For Stretching	11/12/18	146		0	0	146	0
267	Olympic Plate - Blue Tri Fold Tumbling Mat	11/12/18	340		0	0	340	0
268	Cardio Equip - Treadmills Freemotion (4 Each)	11/12/18	324		0	0	324	0
269	Cardio Equip - Treadmills/True (1 Each)	11/12/18	324		0	0	324	0
270	Cardio Equip - Ellipticals/Procore w/Arm Movement	11/12/18	324		0	0	324	0
271	Cardio Equip - Ellipticals/Procore w/o Arm Movement	11/12/18	324		0	0	324	0
272	Cardio Equip - Ellipticals/Octane w/Arm Movement	11/12/18	566		0	0	566	0
273	Cardio Equip - Recumbent Bikes/Procore (1 Each)	11/12/18	129		0	0	129	0

# Bonus Depreciation Report

## Form 990, Page 1

Asset	Property Description	Date In Service	Tax Cost	Bus Pct	Tax Sec 179 Exp	Current Bonus	Prior Bonus	Tax - Basis for Depr
274	Cardio Equip - Stairmaster/Sportsmith(1EA)	11/12/18	81		0	0	81	0
275	Cardio Equip - Stairmaster Stepmill (1EA)	11/12/18	1,456		0	0	1,456	0
276	Cardio Equip - Spin Bikes/Star Trac	11/12/18	259		0	0	259	0
277	Cardio Equip - Spin Bikes/Spinner NXT (10 EA)	11/12/18	1,942		0	0	1,942	0
278	Cardio Equip - Rowing Machine/Concept 2 (1 EA)	11/12/18	356		0	0	356	0
279	Cardio Equip - Pads Under Bikes (11 EA)	11/12/18	49		0	0	49	0
280	Cardio Equip - Floor Fans (3 EA)	11/12/18	24		0	0	24	0
281	Cardio Equip - Roman Chair/Empire (1 EA)	11/12/18	65		0	0	65	0
282	Fitness Equip - Small Steps (7 EA)	11/12/18	45		0	0	45	0
283	Fitness Equip - Reebok Steps (51EA)	11/12/18	1,651		0	0	1,651	0
284	Fitness Equip - Black Power System Mats(16 EA)	11/12/18	52		0	0	52	0
285	Fitness Equip - Green Thick Mats (7 EA)	11/12/18	23		0	0	23	0
286	Fitness Equip - Green & Brown Yoga Mats	11/12/18	97		0	0	97	0
287	Fitness Equip - Neoprene Hand Weights 1-15	11/12/18	647		0	0	647	0
288	Fitness Equip - Neoprene Hand Weight Rack	11/12/18	162		0	0	162	0
289	Fitness Equip - Resist A Balls (30 EA)	11/12/18	194		0	0	194	0
290	Fitness Equip - Straight Bars (20 EA)	11/12/18	129		0	0	129	0
291	Fitness Equip - Straight Bar Olym Plates	11/12/18	324		0	0	324	0
292	Fitness Equip - Spri Resist Tubing/Yellow	11/12/18	16		0	0	16	0
293	Fitness Equip - Spri Resist Tubing/Green	11/12/18	16		0	0	16	0
294	Fitness Equip - Spri Resist Tubing/Blue	11/12/18	16		0	0	16	0
295	Fitness Equip - Spri Resist Tubing/Black	11/12/18	16		0	0	16	0
296	Fitness Equip - Resist Tubing Holder Stand	11/12/18	29		0	0	29	0
297	Fitness Equip - PVC Resist A Ball Holder	11/12/18	16		0	0	16	0
298	Fitness Equip - Onkyo Group Fitness Stereo	11/12/18	129		0	0	129	0
299	Fitness Equip-Canton Sm White Speakers(2EA)	11/12/18	32		0	0	32	0
300	Fitness Equip - Black Floor Osc Fan (2 EA)	11/12/18	11		0	0	11	0
301	Fitness Equip - White Floor Fan (2 EA)	11/12/18	8		0	0	8	0
302	Core Med Balls Plus W/Handles (1 Each)	11/12/18	6		0	0	6	0
303	Foam Roller Speck Blue	11/12/18	13		0	0	13	0
304	Foam Roller 1/4 (1 Each)	11/12/18	5		0	0	5	0
305	EFX 635 Crosstrainer	2/11/20	3,710		0	0	3,710	0
306	RBK 635 Recumbent Cycle	2/11/20	1,977		0	0	1,977	0
308	1 Medball 20 LB Black	11/08/21	109		0	0	109	0
309	Rogue 25mm Bella Bar 2.0 (Black w/ Bright)	11/08/21	228		0	0	228	0
310	Rogue 25mm Bella Bar 2.0 (Black w/ Bright)	11/08/21	228		0	0	228	0
311	28.5MM Echo Bar 2.0 - Bright Sleeve Bright	11/08/21	257		0	0	257	0
312	28.5MM Echo Bar 2.0 - Bright Sleeve Bright	11/08/21	257		0	0	257	0
313	Rogue Echo Slam Ball - 30lbs	11/08/21	117		0	0	117	0
314	Rogue Echo Slam Ball - 40lbs	11/08/21	141		0	0	141	0
315	Medball 20 LB Black	11/08/21	109		0	0	109	0
316	Medball 25 LB Black	11/08/21	117		0	0	117	0
317	Medball 30 LB Black	11/08/21	126		0	0	126	0
318	Landmine Single 5/8	11/08/21	107		0	0	107	0
319	Rogue Bar Holder 2.0	11/08/21	157		0	0	157	0
320	Rogue Bar Holder 2.0	11/08/21	157		0	0	157	0
321	Rogue TB-2 Trap Bar	11/08/21	388		0	0	388	0
322	Rogue Chalk Stand	11/08/21	146		0	0	146	0
323	Fold Back Rack Stringer Pair	11/08/21	124		0	0	124	0
326	26LB Rogue Kettlebell	11/08/21	70		0	0	70	0
327	35LB Rogue Kettlebell	11/08/21	80		0	0	80	0
328	10LB Rogue Rubber Hex Dumbell - Pair	11/08/21	60		0	0	60	0
329	15LB Rogue Rubber Hex Dumbell - Pair	11/08/21	69		0	0	69	0
330	20LB Rogue Rubber Hex Dumbbell - Pair	11/08/21	84		0	0	84	0
331	25LB Rogue Rubber Hex Dumbbell - Pair	11/08/21	98		0	0	98	0
332	Rogue 5 - 50lbs Dumbbell Set - Kit Set	11/08/21	1,032		0	0	1,032	0
333	Rogue 55 - 100lbs Dumbbell Set - Kit Set	11/08/21	2,075		0	0	2,075	0
337	Concept 2 Wall Mounted Ski Erg with PM5	11/08/21	782		0	0	782	0
338	Concept 2 Ski Erg Floor Stand v2	11/08/21	192		0	0	192	0
339	Rogue Echo Gym Timer	11/08/21	287		0	0	287	0
340	Rogue ECHO Bike v2.0 - 2 Pack	11/08/21	1,507		0	0	1,507	0
341	Rogue Black Training Plate - 25lbs - Pair	11/08/21	219		0	0	219	0
342	Rogue Black Training Plate - 25lbs - Pair	11/08/21	219		0	0	219	0
343	Rogue Black Training Plate - 25lbs - Pair	11/08/21	219		0	0	219	0
344	Rogue Black Training Plate - 25lbs - Pair	11/08/21	219		0	0	219	0
345	Rogue Black Training Plate - 25lbs - Pair	11/08/21	219		0	0	219	0
346	Rogue Black Training Plate - 25lbs - Pair	11/08/21	219		0	0	219	0
347	Rogue Black Training Plate - 45lbs - Pair	11/08/21	319		0	0	319	0
348	Rogue Black Training Plate - 45lbs - Pair	11/08/21	319		0	0	319	0
349	Rogue Black Training Plate - 45lbs - Pair	11/08/21	319		0	0	319	0
350	Rogue Black Training Plate - 45lbs - Pair	11/08/21	319		0	0	319	0
351	Rogue Black Training Plate - 45lbs - Pair	11/08/21	319		0	0	319	0

# Bonus Depreciation Report

## Form 990, Page 1

Asset	Property Description	Date In Service	Tax Cost	Bus Pct	Tax Sec 179 Exp	Current Bonus	Prior Bonus	Tax - Basis for Depr
352	Rogue Black Training Plate - 45lbs - Pair	11/08/21	319		0	0	319	0
353	Rogue Echo Bumper - 10lbs - Pair	11/08/21	69		0	0	69	0
354	Rogue Echo Bumper - 10lbs - Pair	11/08/21	69		0	0	69	0
355	Rogue Echo Bumper - 10lbs - Pair	11/08/21	69		0	0	69	0
356	Rogue HG 2.0 Collars	11/08/21	50		0	0	50	0
357	Rogue HG 2.0 Collars	11/08/21	50		0	0	50	0
358	Rogue V2 Bumper Stacker	11/08/21	99		0	0	99	0
359	Rogue V2 Bumper Stacker	11/08/21	99		0	0	99	0
360	Rogue V2 Bumper Stacker	11/08/21	99		0	0	99	0
361	Rogue V2 Bumper Stacker	11/08/21	99		0	0	99	0
362	B-2 Rogue Flat Utility Bench - Bolt Version	11/08/21	238		0	0	238	0
363	B-2 Rogue Flat Utility Bench - Bolt Version	11/08/21	238		0	0	238	0
364	Rogue X-43 Parallel Cross Member	11/08/21	141		0	0	141	0
365	Rogue X-43 Parallel Cross Member	11/08/21	141		0	0	141	0
366	Rogue X-43 Parallel Cross Member	11/08/21	141		0	0	141	0
367	Rogue X-43 Parallel Cross Member	11/08/21	141		0	0	141	0
368	SR-1S Short Handle Bearing Speed Rope 2.0	11/08/21	42		0	0	42	0
369	SR-1S Short Handle Bearing Speed Rope 2.0	11/08/21	42		0	0	42	0
370	SR-1S Short Handle Bearing Speed Rope 2.0	11/08/21	42		0	0	42	0
371	SR-1S Short Handle Bearing Speed Rope 2.0	11/08/21	42		0	0	42	0
372	SR-1S Short Handle Bearing Speed Rope 2.0	11/08/21	42		0	0	42	0
373	SR-1 Bearing Speed Rope 2.0	11/08/21	41		0	0	41	0
374	SR-1 Bearing Speed Rope 2.0	11/08/21	41		0	0	41	0
375	SR-1 Bearing Speed Rope 2.0	11/08/21	41		0	0	41	0
376	SR-1 Bearing Speed Rope 2.0	11/08/21	41		0	0	41	0
377	SR-1 Bearing Speed Rope 2.0	11/08/21	41		0	0	41	0
378	SR-1L Long Handle Bearing Speed Rope 2.0	11/08/21	42		0	0	42	0
379	SR-1L Long Handle Bearing Speed Rope 2.0	11/08/21	42		0	0	42	0
380	SR-1L Long Handle Bearing Speed Rope 2.0	11/08/21	42		0	0	42	0
381	SR-1L Long Handle Bearing Speed Rope 2.0	11/08/21	42		0	0	42	0
382	SR-1L Long Handle Bearing Speed Rope 2.0	11/08/21	42		0	0	42	0
383	TV - Teen Room	11/19/21	693		0	0	693	0
384	TV - Outside Fitness	11/19/21	645		0	0	645	0
385	RevGear Equipment - Striker Bag	9/20/21	2,674		0	0	2,674	0
386	Crossover Symmetry Equipment	10/20/21	278		0	0	278	0
388	Computer	12/28/21	925		0	0	925	0
389	2017 Ford Explorer	3/11/22	26,393	100	0	0	26,393	0
390	Precor FTS Glide Black Pearl	2/04/22	3,474		0	0	3,474	0
391	Neo-Hex Club Pack - Weights	5/11/22	1,430		0	0	1,430	0
392	KrankCycle	6/14/22	700		0	0	700	0
393	Couch - Teen Room	5/13/22	1,412		0	0	1,412	0
394	TV - Classroom	2/18/22	1,765		0	0	1,765	0
395	Bookshelf Wheel 4 Pack	1/12/22	86		0	0	86	0
396	2 Pack Chnagne Plate Storage	1/12/22	75		0	0	75	0
397	Rogue 3 Tier Bookshelf Unit 70" Section	1/12/22	701		0	0	701	0
398	Rogue Vertical Plate Tree 2.0	1/12/22	253		0	0	253	0
399	Rogue Vertical Plate Tree 2.0	1/12/22	253		0	0	253	0
400	3 Tier Universal Storage System 2.0	1/12/22	915		0	0	915	0
401	3 Tier Universal Storage System 2.0	1/12/22	915		0	0	915	0
402	Vertical Plate Tree Bumper Stacker Wheel Se	1/12/22	76		0	0	76	0
403	Vertical Plate Tree Bumper Stacker Wheel Se	1/12/22	76		0	0	76	0
404	Vertical Plate Tree Bumper Stacker Wheel Se	1/12/22	76		0	0	76	0
405	Vertical Plate Tree Bumper Stacker Wheel Se	1/12/22	76		0	0	76	0
406	5 Pack Bison Chalk Ball	1/12/22	61		0	0	61	0
407	A/C System	5/02/22	13,912		0	0	13,912	0
409	Sign	3/23/22	993		0	0	993	0
410	Laptop	3/23/22	825		0	0	825	0
411	Shade System	6/14/22	12,269		0	0	12,269	0
412	Shower Renovation Phase #1	6/14/22	30,000		0	0	30,000	0
413	Phone System	6/10/22	3,499		0	0	3,499	0
414	Phone System	6/03/22	2,993		0	0	2,993	0
416	Bollards	7/01/22	532		0	0	532	0
417	Cubbies	7/09/22	3,757		0	0	3,757	0
418	Fridges	7/26/22	6,409		0	0	6,409	0
420	Bottle Filling Station	8/08/22	5,985		0	0	5,985	0
421	Shower Renovations Phase #2	9/19/22	10,000		0	0	0	10,000
422	Demolition of Shower - Renovation	9/19/22	19,370		0	0	19,370	0
423	Foyer Seating	11/01/22	2,872		0	0	2,872	0
424	Shower Renovations Phase #3	11/02/22	3,700		0	0	3,700	0
425	Flooring for Downstairs	1/01/23	19,500		0	0	0	19,500
426	Wooden Cabinets - #1/3	1/11/23	13,277		0	0	0	13,277
427	Restroom and Floor Tile	2/23/23	50,981		0	0	0	50,981



# Bonus Depreciation Report

## Form 990, Page 1

Asset	Property Description	Date In Service	Tax Cost	Bus Pct	Tax Sec 179 Exp	Current Bonus	Prior Bonus	Tax - Basis for Depr
428	Strength Exercise Equipment	3/01/23	2,464		0	0	1,971	493
429	Wooden Cabinets - #2/3	4/05/23	10,622		0	0	8,498	2,124
430	Shower Renovation #4	5/03/23	38,565		0	0	30,852	7,713
431	Wooden Cabinet - #3/3	5/03/23	2,655		0	0	2,124	531
432	Fridge	9/05/23	1,236		0	989	0	247
433	Ice Machine	9/15/23	6,900		0	5,520	0	1,380
434	Leasehold Improvement - Replenish paint	1/10/24	7,054		0	4,232	0	2,822
435	Leasehold Improvements - Community Cente	1/10/24	28,394		0	17,036	0	11,358
436	Leasehold Improvements - Paint Stage and H:	1/10/24	6,302		0	3,781	0	2,521
437	Concrete by side of gym door	2/07/24	1,380		0	828	0	552
438	Paver work on playground	2/07/24	3,800		0	2,280	0	1,520
439	Air & Energy - Air Conditioning	6/30/24	50,000		0	30,000	0	20,000
440	Computer	2/13/24	915		0	549	0	366
441	72x24 Mobile Training Table #1	4/16/24	368		0	221	0	147
442	Counter Table	1/10/24	1,272		0	763	0	509
443	Counters Stool #1	1/10/24	286		0	172	0	114
444	Counters Stool #2	1/10/24	286		0	172	0	114
445	Counters Stool #3	1/10/24	286		0	172	0	114
446	Counters Stool #4	1/10/24	286		0	172	0	114
447	Blue Iron Chairs #1	1/10/24	635		0	381	0	254
448	Blue Iron Chairs #2	1/10/24	635		0	381	0	254
449	Blue Iron Chairs #3	1/10/24	635		0	381	0	254
450	Blue Iron Chairs #4	1/10/24	635		0	381	0	254
451	Black End Table #1	1/10/24	317		0	190	0	127
452	Black End Table #2	1/10/24	317		0	190	0	127
453	Teal Stool for Bathroom #1	1/10/24	32		0	19	0	13
454	Teal Stook for Bathroom #2	1/10/24	32		0	19	0	13
455	Full Length Mirrors #1	1/10/24	95		0	57	0	38
456	Full Length Mirrors #2	1/10/24	95		0	57	0	38
457	Baskets	1/10/24	57		0	34	0	23
458	EFX 635 Crosstrainer	5/31/24	4,477		0	2,686	0	1,791
459	30LB Rougue Rubber Hex Dumbbell	1/17/24	132		0	79	0	53
460	72x24 Mobile Training Table #2	4/16/24	368		0	221	0	147
461	72x24 Mobile Training Table #3	4/16/24	368		0	221	0	147
462	72x24 Mobile Training Table #4	4/16/24	368		0	221	0	147
463	72x24 Mobile Training Table #5	4/16/24	368		0	221	0	147
464	72x24 Mobile Training Table #6	4/16/24	368		0	221	0	147
465	Plastic Stackable Chair #1	5/14/24	69		0	41	0	28
466	Plastic Stackable Chair #2	5/14/24	69		0	41	0	28
467	Plastic Stackable Chair #3	5/14/24	69		0	41	0	28
468	Plastic Stackable Chair #4	5/14/24	69		0	41	0	28
469	Plastic Stackable Chair #5	5/14/24	69		0	41	0	28
470	Plastic Stackable Chair #6	5/14/24	69		0	41	0	28
471	Plastic Stackable Chair #7	5/14/24	69		0	41	0	28
472	Plastic Stackable Chair #8	5/14/24	69		0	41	0	28
473	Plastic Stackable Chair #9	5/14/24	69		0	41	0	28
474	Plastic Stackable Chair #10	5/14/24	69		0	41	0	28
475	Plastic Stackable Chair #11	5/14/24	69		0	41	0	28
476	Plastic Stackable Chair #12	5/14/24	69		0	41	0	28
477	Plastic Stackable Chair #13	5/14/24	69		0	41	0	28
478	Plastic Stackable Chair #14	5/14/24	69		0	41	0	28
479	Plastic Stackable Chair #15	5/14/24	69		0	41	0	28
480	Plastic Stackable Chair #16	5/14/24	69		0	41	0	28
481	Plastic Stackable Chair #17	5/14/24	69		0	41	0	28
482	Plastic Stackable Chair #18	5/14/24	69		0	41	0	28
483	Plastic Stackable Chair #19	5/14/24	69		0	41	0	28
484	Plastic Stackable Chair #20	5/14/24	69		0	41	0	28
485	Plastic Stackable Chair #21	5/14/24	69		0	41	0	28
486	Plastic Stackable Chair #22	5/14/24	69		0	41	0	28
487	Plastic Stackable Chair #23	5/14/24	69		0	41	0	28
488	Plastic Stackable Chair #24	5/14/24	69		0	41	0	28
489	Plastic Stackable Chair #25	5/14/24	69		0	41	0	28
490	Plastic Stackable Chair #26	5/14/24	69		0	41	0	28
491	Plastic Stackable Chair #27	5/14/24	69		0	41	0	28
492	Plastic Stackable Chair #28	5/14/24	69		0	41	0	28
493	Plastic Stackable Chair #29	5/14/24	69		0	41	0	28
494	Plastic Stackable Chair #30	5/14/24	69		0	41	0	28
495	Plastic Stackable Chair #31	5/14/24	69		0	41	0	28
496	Plastic Stackable Chair #32	5/14/24	69		0	41	0	28
497	Plastic Stackable Chair #33	5/14/24	69		0	41	0	28
498	Plastic Stackable Chair #34	5/14/24	69		0	41	0	28
499	Plastic Stackable Chair #35	5/14/24	69		0	41	0	28

# Bonus Depreciation Report

## Form 990, Page 1

Asset	Property Description	Date In Service	Tax Cost	Bus Pct	Tax Sec 179 Exp	Current Bonus	Prior Bonus	Tax - Basis for Depr
500	Plastic Stackable Chair #36	5/14/24	69		0	41	0	28
501	Plastic Stackable Chair #37	5/14/24	69		0	41	0	28
502	Plastic Stackable Chair #38	5/14/24	69		0	41	0	28
503	Plastic Stackable Chair #39	5/14/24	69		0	41	0	28
504	Plastic Stackable Chair #40	5/14/24	69		0	41	0	28
505	Plastic Stackable Chair #41	5/14/24	69		0	41	0	28
506	Plastic Stackable Chair #42	5/14/24	69		0	41	0	28
507	Plastic Stackable Chair #43	5/14/24	69		0	41	0	28
508	Plastic Stackable Chair #44	5/14/24	69		0	41	0	28
509	Soudn Equipment Hookup	5/01/24	2,385		0	1,431	0	954
510	Repair to Field Lights	6/14/24	8,960		0	5,376	0	3,584
511	TRM 731 Treadmill	5/31/24	5,175		0	3,105	0	2,070
512	35LB Rogue Kettlebell	1/17/24	86		0	52	0	34
513	26LB Rougue Kettlebell	1/17/24	73		0	44	0	29
514	18LB Rougue Kettlebell	1/17/24	53		0	32	0	21
515	#0 Orange Band	1/17/24	22		0	13	0	9
516	#0 Orange Band	1/17/24	22		0	13	0	9
517	Pull-up Package 2	1/17/24	89		0	53	0	36
518	Pull-up Package 2	1/17/24	89		0	53	0	36
519	Pull-up Package	1/17/24	94		0	56	0	38
520	Pull-up Package 2	1/17/24	94		0	56	0	38
521	20LB Rougue Rubber Hex Dumbbell	1/17/24	93		0	56	0	37
522	25LB Rougue Rubber Hex Dumbbell	1/17/24	119		0	71	0	48
<b>Grand Total</b>			<u>564,856</u>		<u>0</u>	<u>85,062</u>	<u>310,260</u>	<u>169,534</u>

# Depreciation Adjustment Report

## All Business Activities

AMT  
Adjustments/  
Preferences

Form	Unit	Asset	Description	Tax	AMT	
<b>MACRS Adjustments:</b>						
Page 1	1	104	2016 Ford-4044	0	0	0
Page 1	1	105	2016 Ford-4645	0	0	0
Page 1	1	200	Roof improvements	279	279	0
Page 1	1	201	MedOne Fitness Equipment	0	0	0
Page 1	1	205	Treadmill - TRM 731, 700 P30	0	0	0
Page 1	1	206	C240 Stretch Trainer	0	0	0
Page 1	1	207	C0085ES In/Out Thigh, EXP TI, EN	0	0	0
Page 1	1	209	Incline/Flat Bench (1 Each)	2	2	0
Page 1	1	210	Hyperextension Bench (1 Each)	0	0	0
Page 1	1	211	15 LB Dumbbells (1 Set)	0	0	0
Page 1	1	212	50 LB Dumbbells (1 Set)	0	0	0
Page 1	1	213	Straight Bar (Bench) 45 LBS (2 Sets)	0	0	0
Page 1	1	214	Straight Bar (Bench) 35 LBS (1 Each)	0	0	0
Page 1	1	215	EZ Curl Barbell 15 LBS (3 Each)	0	0	0
Page 1	1	216	Everlast Heavy Bag/Punching Bag & Stand (1)	0	0	0
Page 1	1	217	Kettlebells 5 LBS (1 Each)	0	0	0
Page 1	1	218	Kettlebells 8 LBS (1 Each)	0	0	0
Page 1	1	219	Kettlebells 10 LBS (2 Each)	0	0	0
Page 1	1	220	Kelltebells 15 LBS (1 Each)	0	0	0
Page 1	1	221	Medicine Ball Rack Holder (1 Each)	0	0	0
Page 1	1	222	Weighted Medicine Balls 3 LBS (2 Each)	0	0	0
Page 1	1	223	Weighted Medicine Balls 6 LBS (1 Each)	0	0	0
Page 1	1	224	Weighted Medicine Balls 8 LBS (1 Each)	0	0	0
Page 1	1	225	Weighted Medicine Balls (1 Each)	0	0	0
Page 1	1	226	Weighted Medicine Balls 3 KG (2 Each)	0	0	0
Page 1	1	227	Power Rope Ball 3 KG (1 Each)	0	0	0
Page 1	1	228	Weighted Medicine Balls Blue (1 Each)	0	0	0
Page 1	1	229	Weighted Medicine Balls 4 LBS (3 Ech)	0	0	0
Page 1	1	230	Weighted Medicine Balls Blue 6 LBS (1 Each)	0	0	0
Page 1	1	231	Weighted Medicine Balls 5 KG (1 Each)	0	0	0
Page 1	1	232	Slam Ball 30 LB (1 Each)	0	0	0
Page 1	1	233	Weighted Medicine Ball 10 LB (1 Each)	0	0	0
Page 1	1	234	Core Med Balls Plus W/Handles 10 LB (1Each)	0	0	0
Page 1	1	235	Core Med Balls Plus W/Handles 12 LBS (1 Each)	0	0	0
Page 1	1	236	Core Med Balls Plus W/Handles 14LBS (1 Each)	0	0	0
Page 1	1	237	Core Med Balls Plus W/Handles 16 LBS (1 Each)	0	0	0
Page 1	1	238	Core Med Balls Plus W/Handles 20 LBS (1 Each)	0	0	0
Page 1	1	239	Core Med Balls Plus W/Handles 25 LBS (1 Each)	0	0	0
Page 1	1	240	Balance Pad Blue (1 Each)	0	0	0
Page 1	1	241	Bosu Balance (1 Each)	0	0	0
Page 1	1	242	Reebok Core Board (1 Each)	0	0	0
Page 1	1	243	Core Med Balls Plus W/Handles (2 Each)	0	0	0
Page 1	1	244	Core Med Balls Plus W/Handles (1 Each)	0	0	0
Page 1	1	245	Balance Discs Pink (1 Each)	0	0	0
Page 1	1	246	Balance Discs Yellow (2 Each)	0	0	0
Page 1	1	247	Foam Rollers (2)	0	0	0
Page 1	1	248	Foam Roller 1/2 (1 Each)	0	0	0
Page 1	1	249	Foam Roller 1/4 (1 Each)	0	0	0
Page 1	1	250	Olympic Bench - Flat/Decline (1 Each)	0	0	0
Page 1	1	251	Circuit Training Equip - Rope Attachment	0	0	0
Page 1	1	252	Circuit Training Equip - Handle Attachment	0	0	0
Page 1	1	253	Circuit Traning Equip - Straight Bar Padded	0	0	0
Page 1	1	254	Circuit Training Equip-Close V Grip Row Cable	0	0	0
Page 1	1	255	Circuit Training Equip-V Grip Tricep Pushdown	0	0	0
Page 1	1	256	Circuit Training Equip - EZ Curl Attachment	0	0	0
Page 1	1	257	Circuit Training Equip - 2.5 LB Add On (2 EA)	0	0	0
Page 1	1	258	Olympic Plates - 2.5 LBS (5 Each)	0	0	0
Page 1	1	259	Olympic Plates - 5 LBS (7 Each)	0	0	0
Page 1	1	260	Olympic Plate - 10 LBS (8 Each)	0	0	0
Page 1	1	261	Olympic Plates - 25 LBS (5 Each)	0	0	0
Page 1	1	262	Olympic Plates - 35 LBS (6 Each)	0	0	0
Page 1	1	263	Olympic Plates - 45 LBS (14 Each)	0	0	0
Page 1	1	264	Olympic Plates - Small Step (2 Each)	0	0	0
Page 1	1	265	Olympic Plates - Small Step Risers (8 Each)	0	0	0
Page 1	1	266	Olympic Plates - Massage Table For Stretching	0	0	0
Page 1	1	267	Olympic Plate - Blue Tri Fold Tumbling Mats	0	0	0
Page 1	1	268	Cardio Equip - Treadmills Freemotion (4 Each)	0	0	0

# Depreciation Adjustment Report

## All Business Activities

					AMT	
					Adjustments/	Preferences
Form	Unit	Asset	Description	Tax	AMT	
Page 1	1	269	Cardio Equip - Treadmills/True (1 Each)	0	0	0
Page 1	1	270	Cardio Equip - Ellipticals/Procore w/Arm Mvmt	0	0	0
Page 1	1	271	Cardio Equip - Ellipticals/Procore w/o Arm Mv	0	0	0
Page 1	1	272	Cardio Equip - Ellipticals/Octane w/Arm Mvmt	0	0	0
Page 1	1	273	Cardio Equip - Recumbank Bikes/Precore (1EA)	0	0	0
Page 1	1	274	Cardio Equip - Stairmaster/Sportsmith(1EA)	0	0	0
Page 1	1	275	Cardio Equip - Stairmaster Stepmill (1EA)	0	0	0
Page 1	1	276	Cardio Equip - Spin Bikes/Star Trac	0	0	0
Page 1	1	277	Cardio Equip - Spin Bikes/Spinner NXT (10 EA)	0	0	0
Page 1	1	278	Cardio Equip - Rowing Machine/Concept 2 (1EA)	0	0	0
Page 1	1	279	Cardio Equip - Pads Under Bikes (11 EA)	0	0	0
Page 1	1	280	Cardio Equip - Floor Fans (3 EA)	0	0	0
Page 1	1	281	Cardio Equip - Roman Chair/Empire (1 EA)	0	0	0
Page 1	1	282	Fitness Equip - Small Steps (7 EA)	0	0	0
Page 1	1	283	Fitness Equip - Reebok Steps (51EA)	0	0	0
Page 1	1	284	Fitness Equip - Black Power System Mats(16EA)	0	0	0
Page 1	1	285	Fitness Equip - Green Thick Mats (7 EA)	0	0	0
Page 1	1	286	Fitness Equip - Green & Brown Yoga Mats	0	0	0
Page 1	1	287	Fitness Equip - Neoprene Hand Weights 1-15LB	0	0	0
Page 1	1	288	Fitness Equip - Neoprene Hand Weight Racks(2)	0	0	0
Page 1	1	289	Fitness Equip - Resist A Balls (30 EA)	0	0	0
Page 1	1	290	Fitness Equip - Straight Bars (20 EA)	0	0	0
Page 1	1	291	Fitness Equip - Straight Bar Olym Plates	0	0	0
Page 1	1	292	Fitness Equip - Spri Resist Tubing/Yellow	0	0	0
Page 1	1	293	Fitness Equip - Spri Resist Tubing/Green	0	0	0
Page 1	1	294	Fitness Equip - Spri Resist Tubing/Blue	0	0	0
Page 1	1	295	Fitness Equip - Spri Resist Tubing/Black	0	0	0
Page 1	1	296	Fitness Equip - Resist Tubing Holder Stand	0	0	0
Page 1	1	297	Fitness Equip - PVC Resist A Ball Holder	0	0	0
Page 1	1	298	Fitness Equip - Onkyo Group Fitness Stereo	0	0	0
Page 1	1	299	Fitness Equip-Canton Sm White Speakers(2EA )	0	0	0
Page 1	1	300	Fitness Equip - Black Floor Osc Fan (2 EA)	0	0	0
Page 1	1	301	Fitness Equip - White Floor Fan (2 EA)	0	0	0
Page 1	1	302	Core Med Balls Plus W/Handles (1 Each)	0	0	0
Page 1	1	303	Foam Roller Speck Blue	0	0	0
Page 1	1	304	Foam Roller 1/4 (1 Each)	0	0	0
Page 1	1	305	EFX 635 Crosstrainer	0	0	0
Page 1	1	306	RBK 635 Recumbent Cycle	0	0	0
Page 1	1	308	1 Medball 20 LB Black	0	0	0
Page 1	1	309	Rogue 25mm Bella Bar 2.0 (Black w/ Bright)	0	0	0
Page 1	1	310	Rogue 25mm Bella Bar 2.0 (Black w/ Bright)	0	0	0
Page 1	1	311	28.5MM Echo Bar 2.0 - Bright Sleeve Bright	0	0	0
Page 1	1	312	28.5MM Echo Bar 2.0 - Bright Sleeve Bright	0	0	0
Page 1	1	313	Rogue Echo Slam Ball - 30lbs	0	0	0
Page 1	1	314	Rogue Echo Slam Ball - 40lbs	0	0	0
Page 1	1	315	Medball 20 LB Black	0	0	0
Page 1	1	316	Medball 25 LB Black	0	0	0
Page 1	1	317	Medball 30 LB Black	0	0	0
Page 1	1	318	Landmine Single 5/8	0	0	0
Page 1	1	319	Rogue Bar Holder 2.0	0	0	0
Page 1	1	320	Rogue Bar Holder 2.0	0	0	0
Page 1	1	321	Rogue TB-2 Trap Bar	0	0	0
Page 1	1	322	Rogue Chalk Stand	0	0	0
Page 1	1	323	Fold Back Rack Stringer Pair	0	0	0
Page 1	1	326	26LB Rogue Kettlebell	0	0	0
Page 1	1	327	35LB Rogue Kettlebell	0	0	0
Page 1	1	328	10LB Rogue Rubber Hex Dumbell - Pair	0	0	0
Page 1	1	329	15LB Rogue Rubber Hex Dumbell - Pair	0	0	0
Page 1	1	330	20LB Rogue Rubber Hex Dumbbell - Pair	0	0	0
Page 1	1	331	25LB Rogue Rubber Hex Dumbbell - Pair	0	0	0
Page 1	1	332	Rogue 5 - 50lbs Dumbbell Set - Kit Set	0	0	0
Page 1	1	333	Rogue 55 - 100lbs Dumbbell Set - Kit Set	0	0	0
Page 1	1	337	Concept 2 Wall Mounted Ski Erg with PM5	0	0	0
Page 1	1	338	Concept 2 Ski Erg Floor Stand v2	0	0	0
Page 1	1	339	Rogue Echo Gym Timer	0	0	0
Page 1	1	340	Rogue ECHO Bike v2.0 - 2 Pack	0	0	0
Page 1	1	341	Rogue Black Training Plate - 25lbs - Pair	0	0	0
Page 1	1	342	Rogue Black Training Plate - 25lbs - Pair	0	0	0
Page 1	1	343	Rogue Black Training Plate - 25lbs - Pair	0	0	0
Page 1	1	344	Rogue Black Training Plate - 25lbs - Pair	0	0	0
Page 1	1	345	Rogue Black Training Plate - 25lbs - Pair	0	0	0

# Depreciation Adjustment Report

## All Business Activities

Form	Unit	Asset	Description	Tax	AMT	AMT
						Adjustments/ Preferences
Page 1	1	346	Rogue Black Training Plate - 25lbs - Pair	0	0	0
Page 1	1	347	Rogue Black Training Plate - 45lbs - Pair	0	0	0
Page 1	1	348	Rogue Black Training Plate - 45lbs - Pair	0	0	0
Page 1	1	349	Rogue Black Training Plate - 45lbs - Pair	0	0	0
Page 1	1	350	Rogue Black Training Plate - 45lbs - Pair	0	0	0
Page 1	1	351	Rogue Black Training Plate - 45lbs - Pair	0	0	0
Page 1	1	352	Rogue Black Training Plate - 45lbs - Pair	0	0	0
Page 1	1	353	Rogue Echo Bumper - 10lbs - Pair	0	0	0
Page 1	1	354	Rogue Echo Bumper - 10lbs - Pair	0	0	0
Page 1	1	355	Rogue Echo Bumper - 10lbs - Pair	0	0	0
Page 1	1	356	Rogue HG 2.0 Collars	0	0	0
Page 1	1	357	Rogue HG 2.0 Collars	0	0	0
Page 1	1	358	Rogue V2 Bumper Stacker	0	0	0
Page 1	1	359	Rogue V2 Bumper Stacker	0	0	0
Page 1	1	360	Rogue V2 Bumper Stacker	0	0	0
Page 1	1	361	Rogue V2 Bumper Stacker	0	0	0
Page 1	1	362	B-2 Rogue Flat Utility Bench - Bolt Version	0	0	0
Page 1	1	363	B-2 Rogue Flat Utility Bench - Bolt Version	0	0	0
Page 1	1	364	Rogue X-43 Parallel Cross Member	0	0	0
Page 1	1	365	Rogue X-43 Parallel Cross Member	0	0	0
Page 1	1	366	Rogue X-43 Parallel Cross Member	0	0	0
Page 1	1	367	Rogue X-43 Parallel Cross Member	0	0	0
Page 1	1	368	SR-1S Short Handle Bearing Speed Rope 2.0	0	0	0
Page 1	1	369	SR-1S Short Handle Bearing Speed Rope 2.0	0	0	0
Page 1	1	370	SR-1S Short Handle Bearing Speed Rope 2.0	0	0	0
Page 1	1	371	SR-1S Short Handle Bearing Speed Rope 2.0	0	0	0
Page 1	1	372	SR-1S Short Handle Bearing Speed Rope 2.0	0	0	0
Page 1	1	373	SR-1 Bearing Speed Rope 2.0	0	0	0
Page 1	1	374	SR-1 Bearing Speed Rope 2.0	0	0	0
Page 1	1	375	SR-1 Bearing Speed Rope 2.0	0	0	0
Page 1	1	376	SR-1 Bearing Speed Rope 2.0	0	0	0
Page 1	1	377	SR-1 Bearing Speed Rope 2.0	0	0	0
Page 1	1	378	SR-1L Long Handle Bearing Speed Rope 2.0	0	0	0
Page 1	1	379	SR-1L Long Handle Bearing Speed Rope 2.0	0	0	0
Page 1	1	380	SR-1L Long Handle Bearing Speed Rope 2.0	0	0	0
Page 1	1	381	SR-1L Long Handle Bearing Speed Rope 2.0	0	0	0
Page 1	1	382	SR-1L Long Handle Bearing Speed Rope 2.0	0	0	0
Page 1	1	383	TV - Teen Room	0	0	0
Page 1	1	384	TV - Outside Fitness	0	0	0
Page 1	1	385	RevGear Equipment - Striker Bag	0	0	0
Page 1	1	386	Crossover Symmetry Equipment	0	0	0
Page 1	1	388	Computer	0	0	0
Page 1	1	389	2017 Ford Explorer	0	0	0
Page 1	1	390	Precor FTS Glide Black Pearl	0	0	0
Page 1	1	391	Neo-Hex Club Pack - Weights	0	0	0
Page 1	1	392	KrankCycle	0	0	0
Page 1	1	393	Couch - Teen Room	0	0	0
Page 1	1	394	TV - Classroom	0	0	0
Page 1	1	395	Bookshelf Wheel 4 Pack	0	0	0
Page 1	1	396	2 Pack Chnagne Plate Storage	0	0	0
Page 1	1	397	Rogue 3 Tier Bookshelf Unit 70" Section	0	0	0
Page 1	1	398	Rogue Vertical Plate Tree 2.0	0	0	0
Page 1	1	399	Rogue Vertical Plate Tree 2.0	0	0	0
Page 1	1	400	3 Tier Universal Storage System 2.0	0	0	0
Page 1	1	401	3 Tier Universal Storage System 2.0	0	0	0
Page 1	1	402	Vertical Plate Tree Bumper Stacker Wheel Set	0	0	0
Page 1	1	403	Vertical Plate Tree Bumper Stacker Wheel Set	0	0	0
Page 1	1	404	Vertical Plate Tree Bumper Stacker Wheel Set	0	0	0
Page 1	1	405	Vertical Plate Tree Bumper Stacker Wheel Set	0	0	0
Page 1	1	406	5 Pack Bison Chalk Ball	0	0	0
Page 1	1	407	A/C System	0	0	0
Page 1	1	409	Sign	0	0	0
Page 1	1	410	Laptop	0	0	0
Page 1	1	411	Shade System	0	0	0
Page 1	1	412	Shower Renovation Phase #1	0	0	0
Page 1	1	413	Phone System	0	0	0
Page 1	1	414	Phone System	0	0	0
Page 1	1	416	Bollards	0	0	0
Page 1	1	417	Cubbies	0	0	0
Page 1	1	418	Fridges	0	0	0
Page 1	1	420	Bottle Filling Station	0	0	0

# Depreciation Adjustment Report

## All Business Activities

Form	Unit	Asset	Description	Tax	AMT	AMT Adjustments/ Preferences
Page 1	1	422	Demolition of Shower - Renovation	0	0	0
Page 1	1	423	Foyer Seating	0	0	0
Page 1	1	424	Shower Renovations Phase #3	0	0	0
Page 1	1	428	Strength Exercise Equipment	121	121	0
Page 1	1	429	Wooden Cabinets - #2/3	142	142	0
Page 1	1	430	Shower Renovation #4	514	514	0
Page 1	1	431	Wooden Cabinet - #3/3	36	36	0
Page 1	1	432	Fridge	1,051	1,051	0
Page 1	1	433	Ice Machine	5,865	5,865	0
Page 1	1	434	Leasehold Improvement - Replenish paint	4,303	4,303	0
Page 1	1	435	Leasehold Improvements - Community Center	17,320	17,320	0
Page 1	1	436	Leasehold Improvements - Paint Stage and Hall	3,844	3,844	0
Page 1	1	437	Concrete by side of gym door	842	842	0
Page 1	1	438	Paver work on playground	2,318	2,318	0
Page 1	1	439	Air & Energy - Air Conditioning	30,167	30,167	0
Page 1	1	440	Computer	604	604	0
Page 1	1	441	72x24 Mobile Training Table #1	226	226	0
Page 1	1	442	Counter Table	817	817	0
Page 1	1	443	Counters Stool #1	184	184	0
Page 1	1	444	Counters Stool #2	184	184	0
Page 1	1	445	Counters Stool #3	184	184	0
Page 1	1	446	Counters Stool #4	184	184	0
Page 1	1	447	Blue Iron Chairs #1	408	408	0
Page 1	1	448	Blue Iron Chairs #2	408	408	0
Page 1	1	449	Blue Iron Chairs #3	409	409	0
Page 1	1	450	Blue Iron Chairs #4	409	409	0
Page 1	1	451	Black End Table #1	204	204	0
Page 1	1	452	Black End Table #2	204	204	0
Page 1	1	453	Teal Stool for Bathroom #1	20	20	0
Page 1	1	454	Teal Stool for Bathroom #2	20	20	0
Page 1	1	455	Full Length Mirrors #1	61	61	0
Page 1	1	456	Full Length Mirrors #2	61	61	0
Page 1	1	457	Baskets	37	37	0
Page 1	1	458	EFX 635 Crosstrainer	2,750	2,750	0
Page 1	1	459	30LB Rouge Rubber Hex Dumbbell	85	85	0
Page 1	1	460	72x24 Mobile Training Table #2	226	226	0
Page 1	1	461	72x24 Mobile Training Table #3	226	226	0
Page 1	1	462	72x24 Mobile Training Table #4	226	226	0
Page 1	1	463	72x24 Mobile Training Table #5	226	226	0
Page 1	1	464	72x24 Mobile Training Table #6	226	226	0
Page 1	1	465	Plastic Stackable Chair #1	42	42	0
Page 1	1	466	Plastic Stackable Chair #2	42	42	0
Page 1	1	467	Plastic Stackable Chair #3	42	42	0
Page 1	1	468	Plastic Stackable Chair #4	42	42	0
Page 1	1	469	Plastic Stackable Chair #5	42	42	0
Page 1	1	470	Plastic Stackable Chair #6	42	42	0
Page 1	1	471	Plastic Stackable Chair #7	42	42	0
Page 1	1	472	Plastic Stackable Chair #8	42	42	0
Page 1	1	473	Plastic Stackable Chair #9	42	42	0
Page 1	1	474	Plastic Stackable Chair #10	42	42	0
Page 1	1	475	Plastic Stackable Chair #11	42	42	0
Page 1	1	476	Plastic Stackable Chair #12	42	42	0
Page 1	1	477	Plastic Stackable Chair #13	42	42	0
Page 1	1	478	Plastic Stackable Chair #14	42	42	0
Page 1	1	479	Plastic Stackable Chair #15	42	42	0
Page 1	1	480	Plastic Stackable Chair #16	42	42	0
Page 1	1	481	Plastic Stackable Chair #17	42	42	0
Page 1	1	482	Plastic Stackable Chair #18	42	42	0
Page 1	1	483	Plastic Stackable Chair #19	42	42	0
Page 1	1	484	Plastic Stackable Chair #20	42	42	0
Page 1	1	485	Plastic Stackable Chair #21	42	42	0
Page 1	1	486	Plastic Stackable Chair #22	42	42	0
Page 1	1	487	Plastic Stackable Chair #23	42	42	0
Page 1	1	488	Plastic Stackable Chair #24	42	42	0
Page 1	1	489	Plastic Stackable Chair #25	42	42	0
Page 1	1	490	Plastic Stackable Chair #26	42	42	0
Page 1	1	491	Plastic Stackable Chair #27	42	42	0
Page 1	1	492	Plastic Stackable Chair #28	42	42	0
Page 1	1	493	Plastic Stackable Chair #29	42	42	0
Page 1	1	494	Plastic Stackable Chair #30	42	42	0
Page 1	1	495	Plastic Stackable Chair #31	42	42	0

# Depreciation Adjustment Report

## All Business Activities

Form	Unit	Asset	Description	Tax	AMT	AMT Adjustments/ Preferences
Page 1	1	496	Plastic Stackable Chair #32	42	42	0
Page 1	1	497	Plastic Stackable Chair #33	42	42	0
Page 1	1	498	Plastic Stackable Chair #34	42	42	0
Page 1	1	499	Plastic Stackable Chair #35	42	42	0
Page 1	1	500	Plastic Stackable Chair #36	42	42	0
Page 1	1	501	Plastic Stackable Chair #37	42	42	0
Page 1	1	502	Plastic Stackable Chair #38	42	42	0
Page 1	1	503	Plastic Stackable Chair #39	42	42	0
Page 1	1	504	Plastic Stackable Chair #40	42	42	0
Page 1	1	505	Plastic Stackable Chair #41	42	42	0
Page 1	1	506	Plastic Stackable Chair #42	42	42	0
Page 1	1	507	Plastic Stackable Chair #43	42	42	0
Page 1	1	508	Plastic Stackable Chair #44	42	42	0
Page 1	1	509	Soudn Equipment Hookup	1,439	1,439	0
Page 1	1	510	Repair to Field Lights	5,406	5,406	0
Page 1	1	511	TRM 731 Treadmill	3,179	3,179	0
Page 1	1	512	35LB Rogue Kettlebell	55	55	0
Page 1	1	513	26LB Rougue Kettlebell	47	47	0
Page 1	1	514	18LB Rougue Kettlebell	34	34	0
Page 1	1	515	#0 Orange Band	14	14	0
Page 1	1	516	#0 Orange Band	14	14	0
Page 1	1	517	Pull-up Package 2	57	57	0
Page 1	1	518	Pull-up Package 2	57	57	0
Page 1	1	519	Pull-up Package	60	60	0
Page 1	1	520	Pull-up Package 2	60	60	0
Page 1	1	521	20LB Rougue Rubber Hex Dumbbell	60	60	0
Page 1	1	522	25LB Rougue Rubber Hex Dumbbell	77	77	0
				<u>87,800</u>	<u>87,800</u>	<u>0</u>

# Future Depreciation Report      FYE: 6/30/25

## Form 990, Page 1

Asset	Description	Date In Service	Cost	Tax	AMT
<b><u>Prior MACRS:</u></b>					
200	Roof improvements	12/04/18	10,858	278	278
201	MedOne Fitness Equipment	12/07/18	29,500	0	0
205	Treadmill - TRM 731, 700 P30	5/02/19	4,063	0	0
206	C240 Stretch Trainer	5/02/19	869	0	0
207	C0085ES In/Out Thigh, EXP TI, EN	5/02/19	2,364	0	0
209	Incline/Flat Bench (1 Each)	11/12/18	49	0	0
210	Hyperextension Bench (1 Each)	11/12/18	49	0	0
211	15 LB Dumbbells (1 Set)	11/12/18	10	0	0
212	50 LB Dumbbells (1 Set)	11/12/18	32	0	0
213	Straight Bar (Bench) 45 LBS (2 Sets)	11/12/18	65	0	0
214	Straight Bar (Bench) 35 LBS (1 Each)	11/12/18	24	0	0
215	EZ Curl Barbell 15 LBS (3 Each)	11/12/18	16	0	0
216	Everlast Heavy Bag/Punching Bag & Stand (1)	11/12/18	65	0	0
217	Kettlebells 5 LBS (1 Each)	11/12/18	2	0	0
218	Kettlebells 8 LBS (1 Each)	11/12/18	3	0	0
219	Kettlebells 10 LBS (2 Each)	11/12/18	6	0	0
220	Kelltebells 15 LBS (1 Each)	11/12/18	5	0	0
221	Medicine Ball Rack Holder (1 Each)	11/12/18	24	0	0
222	Weighted Medicine Balls 3 LBS (2 Each)	11/12/18	5	0	0
223	Weighted Medicine Balls 6 LBS (1 Each)	11/12/18	8	0	0
224	Weighted Medicine Balls 8 LBS (1 Each)	11/12/18	8	0	0
225	Weighted Medicine Balls (1 Each)	11/12/18	8	0	0
226	Weighted Medicine Balls 3 KG (2 Each)	11/12/18	5	0	0
227	Power Rope Ball 3 KG (1 Each)	11/12/18	5	0	0
228	Weighted Medicine Balls Blue (1 Each)	11/12/18	5	0	0
229	Weighted Medicine Balls 4 LBS (3 Ech)	11/12/18	6	0	0
230	Weighted Medicine Balls Blue 6 LBS (1 Each)	11/12/18	8	0	0
231	Weighted Medicine Balls 5 KG (1 Each)	11/12/18	8	0	0
232	Slam Ball 30 LB (1 Each)	11/12/18	11	0	0
233	Weighted Medicine Ball 10 LB (1 Each)	11/12/18	5	0	0
234	Core Med Balls Plus W/Handles 10 LB (1Each)	11/12/18	8	0	0
235	Core Med Balls Plus W/Handles 12 LBS (1 Each)	11/12/18	10	0	0
236	Core Med Balls Plus W/Handles 14LBS (1 Each)	11/12/18	11	0	0
237	Core Med Balls Plus W/Handles 16 LBS (1 Each)	11/12/18	13	0	0
238	Core Med Balls Plus W/Handles 20 LBS (1 Each)	11/12/18	15	0	0
239	Core Med Balls Plus W/Handles 25 LBS (1 Each)	11/12/18	16	0	0
240	Balance Pad Blue (1 Each)	11/12/18	8	0	0
241	Bosu Balance (1 Each)	11/12/18	65	0	0
242	Reebok Core Board (1 Each)	11/12/18	32	0	0
243	Core Med Balls Plus W/Handles (2 Each)	11/12/18	10	0	0
244	Core Med Balls Plus W/Handles (1 Each)	11/12/18	5	0	0
245	Balance Discs Pink (1 Each)	11/12/18	6	0	0
246	Balance Discs Yellow (2 Each)	11/12/18	10	0	0
247	Foam Rollers (2)	11/12/18	13	0	0
248	Foam Roller 1/2 (1 Each)	11/12/18	5	0	0
249	Foam Roller 1/4 (1 Each)	11/12/18	5	0	0
250	Olympic Bench - Flat/Decline (1 Each)	11/12/18	49	0	0
251	Circuit Training Equip - Rope Attachment	11/12/18	8	0	0
252	Circuit Training Equip - Handle Attachment	11/12/18	10	0	0
253	Circuit Traning Equip - Straight Bar Padded	11/12/18	13	0	0
254	Circuit Training Equip-Close V Grip Row Cable	11/12/18	10	0	0
255	Circuit Training Equip-V Grip Tricep Pushdown	11/12/18	10	0	0
256	Circuit Training Equip - EZ Curl Attachment	11/12/18	10	0	0
257	Circuit Training Equip - 2.5 LB Add On (2 EA)	11/12/18	2	0	0
258	Olympic Plates - 2.5 LBS (5 Each)	11/12/18	5	0	0
259	Olympic Plates - 5 LBS (7 Each)	11/12/18	11	0	0
260	Olympic Plate - 10 LBS (8 Each)	11/12/18	26	0	0
261	Olympic Plates - 25 LBS (5 Each)	11/12/18	40	0	0
262	Olympic Plates - 35 LBS (6 Each)	11/12/18	68	0	0
263	Olympic Plates - 45 LBS (14 Each)	11/12/18	204	0	0
264	Olympic Plates - Small Step (2 Each)	11/12/18	13	0	0
265	Olympic Plates - Small Step Risers (8 Each)	11/12/18	13	0	0
266	Olympic Plates - Massage Table For Stretching	11/12/18	146	0	0
267	Olympic Plate - Blue Tri Fold Tumbling Mats	11/12/18	340	0	0
268	Cardio Equip - Treadmills Freemotion (4 Each)	11/12/18	324	0	0
269	Cardio Equip - Treadmills/True (1 Each)	11/12/18	324	0	0
270	Cardio Equip - Ellipticals/Procore w/Arm Mvmt	11/12/18	324	0	0
271	Cardio Equip - Ellipitcals/Procore w/o Arm Mv	11/12/18	324	0	0



# Future Depreciation Report      FYE: 6/30/25

## Form 990, Page 1

Asset	Description	Date In Service	Cost	Tax	AMT
272	Cardio Equip - Ellipticals/Octane w/Arm Mvmt	11/12/18	566	0	0
273	Cardio Equip - Recumbank Bikes/Precore (1EA)	11/12/18	129	0	0
274	Cardio Equip - Stairmaster/Sportsmith(1EA)	11/12/18	81	0	0
275	Cardio Equip - Stairmaster Stepmill (1EA)	11/12/18	1,456	0	0
276	Cardio Equip - Spin Bikes/Star Trac	11/12/18	259	0	0
277	Cardio Equip - Spin Bikes/Spinner NXT (10 EA)	11/12/18	1,942	0	0
278	Cardio Equip - Rowing Machine/Concept 2 (1EA)	11/12/18	356	0	0
279	Cardio Equip - Pads Under Bikes (11 EA)	11/12/18	49	0	0
280	Cardio Equip - Floor Fans (3 EA)	11/12/18	24	0	0
281	Cardio Equip - Roman Chair/Empire (1 EA)	11/12/18	65	0	0
282	Fitness Equip - Small Steps (7 EA)	11/12/18	45	0	0
283	Fitness Equip - Reebok Steps (51EA)	11/12/18	1,651	0	0
284	Fitness Equip - Black Power System Mats(16EA)	11/12/18	52	0	0
285	Fitness Equip - Green Thick Mats (7 EA)	11/12/18	23	0	0
286	Fitness Equip - Green & Brown Yoga Mats	11/12/18	97	0	0
287	Fitness Equip - Neoprene Hand Weights 1-15LB	11/12/18	647	0	0
288	Fitness Equip - Neoprene Hand Weight Racks(2)	11/12/18	162	0	0
289	Fitness Equip - Resist A Balls (30 EA)	11/12/18	194	0	0
290	Fitness Equip - Straight Bars (20 EA)	11/12/18	129	0	0
291	Fitness Equip - Straight Bar Olym Plates	11/12/18	324	0	0
292	Fitness Equip - Spri Resist Tubing/Yellow	11/12/18	16	0	0
293	Fitness Equip - Spri Resist Tubing/Green	11/12/18	16	0	0
294	Fitness Equip - Spri Resist Tubing/Blue	11/12/18	16	0	0
295	Fitness Equip - Spri Resist Tubing/Black	11/12/18	16	0	0
296	Fitness Equip - Resist Tubing Holder Stand	11/12/18	29	0	0
297	Fitness Equip - PVC Resist A Ball Holder	11/12/18	16	0	0
298	Fitness Equip - Onkyo Group Fitness Stereo	11/12/18	129	0	0
299	Fitness Equip-Canton Sm White Speakers(2EA )	11/12/18	32	0	0
300	Fitness Equip - Black Floor Osc Fan (2 EA)	11/12/18	11	0	0
301	Fitness Equip - White Floor Fan (2 EA)	11/12/18	8	0	0
302	Core Med Balls Plus W/Handles (1 Each)	11/12/18	6	0	0
303	Foam Roller Speck Blue	11/12/18	13	0	0
304	Foam Roller 1/4 (1 Each)	11/12/18	5	0	0
305	EFX 635 Crosstrainer	2/11/20	3,710	0	0
306	RBK 635 Recumbent Cycle	2/11/20	1,977	0	0
308	1 Medball 20 LB Black	11/08/21	109	0	0
309	Rogue 25mm Bella Bar 2.0 (Black w/ Bright)	11/08/21	228	0	0
310	Rogue 25mm Bella Bar 2.0 (Black w/ Bright)	11/08/21	228	0	0
311	28.5MM Echo Bar 2.0 - Bright Sleeve Bright	11/08/21	257	0	0
312	28.5MM Echo Bar 2.0 - Bright Sleeve Bright	11/08/21	257	0	0
313	Rogue Echo Slam Ball - 30lbs	11/08/21	117	0	0
314	Rogue Echo Slam Ball - 40lbs	11/08/21	141	0	0
315	Medball 20 LB Black	11/08/21	109	0	0
316	Medball 25 LB Black	11/08/21	117	0	0
317	Medball 30 LB Black	11/08/21	126	0	0
318	Landmine Single 5/8	11/08/21	107	0	0
319	Rogue Bar Holder 2.0	11/08/21	157	0	0
320	Rogue Bar Holder 2.0	11/08/21	157	0	0
321	Rogue TB-2 Trap Bar	11/08/21	388	0	0
322	Rogue Chalk Stand	11/08/21	146	0	0
323	Fold Back Rack Stringer Pair	11/08/21	124	0	0
326	26LB Rogue Kettlebell	11/08/21	70	0	0
327	35LB Rogue Kettlebell	11/08/21	80	0	0
328	10LB Rogue Rubber Hex Dumbell - Pair	11/08/21	60	0	0
329	15LB Rogue Rubber Hex Dumbell - Pair	11/08/21	69	0	0
330	20LB Rogue Rubber Hex Dumbbell - Pair	11/08/21	84	0	0
331	25LB Rogue Rubber Hex Dumbbell - Pair	11/08/21	98	0	0
332	Rogue 5 - 50lbs Dumbbell Set - Kit Set	11/08/21	1,032	0	0
333	Rogue 55 - 100lbs Dumbbell Set - Kit Set	11/08/21	2,075	0	0
337	Concept 2 Wall Mounted Ski Erg with PM5	11/08/21	782	0	0
338	Concept 2 Ski Erg Floor Stand v2	11/08/21	192	0	0
339	Rogue Echo Gym Timer	11/08/21	287	0	0
340	Rogue ECHO Bike v2.0 - 2 Pack	11/08/21	1,507	0	0
341	Rogue Black Training Plate - 25lbs - Pair	11/08/21	219	0	0
342	Rogue Black Training Plate - 25lbs - Pair	11/08/21	219	0	0
343	Rogue Black Training Plate - 25lbs - Pair	11/08/21	219	0	0
344	Rogue Black Training Plate - 25lbs - Pair	11/08/21	219	0	0
345	Rogue Black Training Plate - 25lbs - Pair	11/08/21	219	0	0
346	Rogue Black Training Plate - 25lbs - Pair	11/08/21	219	0	0
347	Rogue Black Training Plate - 45lbs - Pair	11/08/21	319	0	0
348	Rogue Black Training Plate - 45lbs - Pair	11/08/21	319	0	0
349	Rogue Black Training Plate - 45lbs - Pair	11/08/21	319	0	0

# Future Depreciation Report      FYE: 6/30/25

## Form 990, Page 1

Asset	Description	Date In Service	Cost	Tax	AMT
350	Rogue Black Training Plate - 45lbs - Pair	11/08/21	319	0	0
351	Rogue Black Training Plate - 45lbs - Pair	11/08/21	319	0	0
352	Rogue Black Training Plate - 45lbs - Pair	11/08/21	319	0	0
353	Rogue Echo Bumper - 10lbs - Pair	11/08/21	69	0	0
354	Rogue Echo Bumper - 10lbs - Pair	11/08/21	69	0	0
355	Rogue Echo Bumper - 10lbs - Pair	11/08/21	69	0	0
356	Rogue HG 2.0 Collars	11/08/21	50	0	0
357	Rogue HG 2.0 Collars	11/08/21	50	0	0
358	Rogue V2 Bumper Stacker	11/08/21	99	0	0
359	Rogue V2 Bumper Stacker	11/08/21	99	0	0
360	Rogue V2 Bumper Stacker	11/08/21	99	0	0
361	Rogue V2 Bumper Stacker	11/08/21	99	0	0
362	B-2 Rogue Flat Utility Bench - Bolt Version	11/08/21	238	0	0
363	B-2 Rogue Flat Utility Bench - Bolt Version	11/08/21	238	0	0
364	Rogue X-43 Parallel Cross Member	11/08/21	141	0	0
365	Rogue X-43 Parallel Cross Member	11/08/21	141	0	0
366	Rogue X-43 Parallel Cross Member	11/08/21	141	0	0
367	Rogue X-43 Parallel Cross Member	11/08/21	141	0	0
368	SR-1S Short Handle Bearing Speed Rope 2.0	11/08/21	42	0	0
369	SR-1S Short Handle Bearing Speed Rope 2.0	11/08/21	42	0	0
370	SR-1S Short Handle Bearing Speed Rope 2.0	11/08/21	42	0	0
371	SR-1S Short Handle Bearing Speed Rope 2.0	11/08/21	42	0	0
372	SR-1S Short Handle Bearing Speed Rope 2.0	11/08/21	42	0	0
373	SR-1 Bearing Speed Rope 2.0	11/08/21	41	0	0
374	SR-1 Bearing Speed Rope 2.0	11/08/21	41	0	0
375	SR-1 Bearing Speed Rope 2.0	11/08/21	41	0	0
376	SR-1 Bearing Speed Rope 2.0	11/08/21	41	0	0
377	SR-1 Bearing Speed Rope 2.0	11/08/21	41	0	0
378	SR-1L Long Handle Bearing Speed Rope 2.0	11/08/21	42	0	0
379	SR-1L Long Handle Bearing Speed Rope 2.0	11/08/21	42	0	0
380	SR-1L Long Handle Bearing Speed Rope 2.0	11/08/21	42	0	0
381	SR-1L Long Handle Bearing Speed Rope 2.0	11/08/21	42	0	0
382	SR-1L Long Handle Bearing Speed Rope 2.0	11/08/21	42	0	0
383	TV - Teen Room	11/19/21	693	0	0
384	TV - Outside Fitness	11/19/21	645	0	0
385	RevGear Equipment - Striker Bag	9/20/21	2,674	0	0
386	Crossover Symmetry Equipment	10/20/21	278	0	0
388	Computer	12/28/21	925	0	0
390	Precor FTS Glide Black Pearl	2/04/22	3,474	0	0
391	Neo-Hex Club Pack - Weights	5/11/22	1,430	0	0
392	KrankCycle	6/14/22	700	0	0
393	Couch - Teen Room	5/13/22	1,412	0	0
394	TV - Classroom	2/18/22	1,765	0	0
395	Bookshelf Wheel 4 Pack	1/12/22	86	0	0
396	2 Pack Chnagne Plate Storage	1/12/22	75	0	0
397	Rogue 3 Tier Bookshelf Unit 70" Section	1/12/22	701	0	0
398	Rogue Vertical Plate Tree 2.0	1/12/22	253	0	0
399	Rogue Vertical Plate Tree 2.0	1/12/22	253	0	0
400	3 Tier Universal Storage System 2.0	1/12/22	915	0	0
401	3 Tier Universal Storage System 2.0	1/12/22	915	0	0
402	Vertical Plate Tree Bumper Stacker Wheel Set	1/12/22	76	0	0
403	Vertical Plate Tree Bumper Stacker Wheel Set	1/12/22	76	0	0
404	Vertical Plate Tree Bumper Stacker Wheel Set	1/12/22	76	0	0
405	Vertical Plate Tree Bumper Stacker Wheel Set	1/12/22	76	0	0
406	5 Pack Bison Chalk Ball	1/12/22	61	0	0
407	A/C System	5/02/22	13,912	0	0
409	Sign	3/23/22	993	0	0
410	Laptop	3/23/22	825	0	0
411	Shade System	6/14/22	12,269	0	0
412	Shower Renovation Phase #1	6/14/22	30,000	0	0
413	Phone System	6/10/22	3,499	0	0
414	Phone System	6/03/22	2,993	0	0
416	Bollards	7/01/22	532	0	0
417	Cubbies	7/09/22	3,757	0	0
418	Fridges	7/26/22	6,409	0	0
420	Bottle Filling Station	8/08/22	5,985	0	0
422	Demolition of Shower - Renovation	9/19/22	19,370	0	0
423	Foyer Seating	11/01/22	2,872	0	0
424	Shower Renovations Phase #3	11/02/22	3,700	0	0
428	Strength Exercise Equipment	3/01/23	2,464	86	86
429	Wooden Cabinets - #2/3	4/05/23	10,622	142	142
430	Shower Renovation #4	5/03/23	38,565	514	514

# Future Depreciation Report      FYE: 6/30/25

## Form 990, Page 1

Asset	Description	Date In Service	Cost	Tax	AMT
431	Wooden Cabinet - #3/3	5/03/23	2,655	35	35
432	Fridge	9/05/23	1,236	53	53
433	Ice Machine	9/15/23	6,900	296	296
434	Leasehold Improvement - Replenish paint	1/10/24	7,054	188	188
435	Leasehold Improvements - Community Center	1/10/24	28,394	757	757
436	Leasehold Improvements - Paint Stage and Hall	1/10/24	6,302	168	168
437	Concrete by side of gym door	2/07/24	1,380	37	37
438	Paver work on playground	2/07/24	3,800	101	101
439	Air & Energy - Air Conditioning	6/30/24	50,000	1,333	1,333
440	Computer	2/13/24	915	124	124
441	72x24 Mobile Training Table #1	4/16/24	368	41	41
442	Counter Table	1/10/24	1,272	130	130
443	Counters Stool #1	1/10/24	286	29	29
444	Counters Stool #2	1/10/24	286	29	29
445	Counters Stool #3	1/10/24	286	29	29
446	Counters Stool #4	1/10/24	286	29	29
447	Blue Iron Chairs #1	1/10/24	635	65	65
448	Blue Iron Chairs #2	1/10/24	635	65	65
449	Blue Iron Chairs #3	1/10/24	635	64	64
450	Blue Iron Chairs #4	1/10/24	635	64	64
451	Black End Table #1	1/10/24	317	32	32
452	Black End Table #2	1/10/24	317	32	32
453	Teal Stool for Bathroom #1	1/10/24	32	4	4
454	Teal Stool for Bathroom #2	1/10/24	32	4	4
455	Full Length Mirrors #1	1/10/24	95	10	10
456	Full Length Mirrors #2	1/10/24	95	10	10
457	Baskets	1/10/24	57	6	6
458	EFX 635 Crosstrainer	5/31/24	4,477	494	494
459	30LB Rouge Rubber Hex Dumbbell	1/17/24	132	14	14
460	72x24 Mobile Training Table #2	4/16/24	368	41	41
461	72x24 Mobile Training Table #3	4/16/24	368	41	41
462	72x24 Mobile Training Table #4	4/16/24	368	41	41
463	72x24 Mobile Training Table #5	4/16/24	368	41	41
464	72x24 Mobile Training Table #6	4/16/24	368	41	41
465	Plastic Stackable Chair #1	5/14/24	69	8	8
466	Plastic Stackable Chair #2	5/14/24	69	8	8
467	Plastic Stackable Chair #3	5/14/24	69	8	8
468	Plastic Stackable Chair #4	5/14/24	69	8	8
469	Plastic Stackable Chair #5	5/14/24	69	8	8
470	Plastic Stackable Chair #6	5/14/24	69	8	8
471	Plastic Stackable Chair #7	5/14/24	69	8	8
472	Plastic Stackable Chair #8	5/14/24	69	8	8
473	Plastic Stackable Chair #9	5/14/24	69	8	8
474	Plastic Stackable Chair #10	5/14/24	69	8	8
475	Plastic Stackable Chair #11	5/14/24	69	8	8
476	Plastic Stackable Chair #12	5/14/24	69	8	8
477	Plastic Stackable Chair #13	5/14/24	69	8	8
478	Plastic Stackable Chair #14	5/14/24	69	8	8
479	Plastic Stackable Chair #15	5/14/24	69	8	8
480	Plastic Stackable Chair #16	5/14/24	69	8	8
481	Plastic Stackable Chair #17	5/14/24	69	8	8
482	Plastic Stackable Chair #18	5/14/24	69	8	8
483	Plastic Stackable Chair #19	5/14/24	69	8	8
484	Plastic Stackable Chair #20	5/14/24	69	8	8
485	Plastic Stackable Chair #21	5/14/24	69	8	8
486	Plastic Stackable Chair #22	5/14/24	69	8	8
487	Plastic Stackable Chair #23	5/14/24	69	8	8
488	Plastic Stackable Chair #24	5/14/24	69	8	8
489	Plastic Stackable Chair #25	5/14/24	69	8	8
490	Plastic Stackable Chair #26	5/14/24	69	8	8
491	Plastic Stackable Chair #27	5/14/24	69	8	8
492	Plastic Stackable Chair #28	5/14/24	69	8	8
493	Plastic Stackable Chair #29	5/14/24	69	8	8
494	Plastic Stackable Chair #30	5/14/24	69	8	8
495	Plastic Stackable Chair #31	5/14/24	69	8	8
496	Plastic Stackable Chair #32	5/14/24	69	8	8
497	Plastic Stackable Chair #33	5/14/24	69	8	8
498	Plastic Stackable Chair #34	5/14/24	69	8	8
499	Plastic Stackable Chair #35	5/14/24	69	8	8
500	Plastic Stackable Chair #36	5/14/24	69	8	8
501	Plastic Stackable Chair #37	5/14/24	69	8	8
502	Plastic Stackable Chair #38	5/14/24	69	8	8

# Future Depreciation Report      FYE: 6/30/25

## Form 990, Page 1

Asset	Description	Date In Service	Cost	Tax	AMT
503	Plastic Stackable Chair #39	5/14/24	69	8	8
504	Plastic Stackable Chair #40	5/14/24	69	8	8
505	Plastic Stackable Chair #41	5/14/24	69	8	8
506	Plastic Stackable Chair #42	5/14/24	69	8	8
507	Plastic Stackable Chair #43	5/14/24	69	8	8
508	Plastic Stackable Chair #44	5/14/24	69	8	8
509	Soudn Equipment Hookup	5/01/24	2,385	64	64
510	Repair to Field Lights	6/14/24	8,960	239	239
511	TRM 731 Treadmill	5/31/24	5,175	570	570
512	35LB Rogue Kettlebell	1/17/24	86	9	9
513	26LB Rougue Kettlebell	1/17/24	73	7	7
514	18LB Rougue Kettlebell	1/17/24	53	5	5
515	#0 Orange Band	1/17/24	22	3	3
516	#0 Orange Band	1/17/24	22	3	3
517	Pull-up Package 2	1/17/24	89	9	9
518	Pull-up Package 2	1/17/24	89	9	9
519	Pull-up Package	1/17/24	94	10	10
520	Pull-up Package 2	1/17/24	94	10	10
521	20LB Rougue Rubber Hex Dumbbell	1/17/24	93	9	9
522	25LB Rougue Rubber Hex Dumbbell	1/17/24	119	12	12
			<u>397,613</u>	<u>6,779</u>	<u>6,779</u>

**Other Depreciation:**

8	GYM PA Speaker	10/28/99	255	0	0
9	Gym PA Equipment	11/16/99	609	0	0
10	Gym PA System	3/06/03	504	0	0
11	Wall Plaques	8/22/07	4,794	0	0
12	Donor Wall	8/22/07	23,320	0	0
13	Building	8/22/07	4,702,458	120,576	120,576
14	Card Access System	7/01/08	1,722	0	0
15	Gym Lights	8/01/08	15,544	0	0
16	Air and Energy	9/20/13	2,237	89	89
17	Air and Energy	11/01/13	21,520	861	861
18	3000 SF Rolled	8/12/14	5,619	562	562
19	2nd floor walls	9/04/14	9,529	381	381
20	Gym Renovatior	11/27/14	7,547	302	302
21	Piano	6/30/93	3,545	0	0
22	Two Benches	6/30/93	250	0	0
24	Chairs	5/30/95	2,848	0	0
25	Bleachers	1/01/97	4,770	0	0
26	Stage	1/25/97	5,868	0	0
27	Refrigerator	12/15/97	949	0	0
29	Pitching Machine	6/04/98	1,086	0	0
30	Office Chair	4/15/99	900	0	0
31	Tables & Chairs	5/25/99	3,147	0	0
32	Folding Chairs	6/10/99	1,869	0	0
35	Table and Chairs	9/30/02	2,000	0	0
37	Trailer Conn	9/30/02	3,547	0	0
42	8 White Plastic	10/22/04	1,676	0	0
44	Fabric upholstery	3/28/00	3,883	0	0
47	Phone System	8/22/07	18,802	0	0
50	Vacumm	8/22/07	550	0	0
51	Scoreboard	8/22/07	5,835	0	0
52	Basket ball hoop	8/22/07	9,400	0	0
53	Kitchen Equipment	8/22/07	44,672	0	0
54	Partitions	8/22/07	18,950	0	0
56	Office Chairs	8/22/07	3,000	0	0
57	Folding Chairs	8/22/07	2,250	0	0
58	Benches	8/22/07	3,004	0	0
59	Privacy Wall	8/22/07	1,927	0	0
62	Bistro Table	8/22/07	750	0	0
63	Folding table	8/22/07	2,400	0	0
64	Server System	8/22/07	1,800	0	0
66	Membership System	8/22/07	1,425	0	0
70	Trash Cans	8/22/07	1,092	0	0
74	Lockers	6/28/10	649	0	0
76	HP ML150G6	5/01/12	3,000	0	0
78	Sound Booth	8/10/12	10,900	0	0
79	Outdoor Scoreboard	8/10/12	5,442	0	0

# Future Depreciation Report      FYE: 6/30/25

## Form 990, Page 1

Asset	Description	Date In Service	Cost	Tax	AMT
82	Equipment	12/27/13	2,017	0	0
83	Microsoft Office	9/29/13	1,285	0	0
89	Field Light	6/30/95	500	0	0
90	Field Lights	9/20/95	17,668	0	0
91	Fence	8/01/96	1,080	0	0
92	Well Drilling	7/16/99	6,300	0	0
93	Tennis Court	9/14/00	4,400	113	113
94	Tennis Court	8/22/07	19,600	0	425
95	Playground	8/22/07	53,215	0	0
96	Fence	8/22/07	1,309	0	0
97	Sod	8/22/07	14,950	0	0
98	Trees	8/22/07	24,520	0	0
99	Trees	8/22/07	5,011	0	0
100	Field Reno Sod	8/23/13	5,374	0	0
101	Field Reno Soc	9/20/13	9,836	0	0
102	Tennis Court	2/05/15	17,875	1,787	1,787
103	Fence	1/03/18	8,882	444	444
208	Rogue Fitness Equipment	7/01/18	0	0	0
387	Leasehold Improve Showers	12/29/21	2,500	166	166
415	Leasehold Improve Showers Draw #2	6/03/22	2,750	183	183
421	Shower Renovations Phase #2	9/19/22	10,000	1,040	1,040
425	Flooring for Downstairs	1/01/23	19,500	2,103	2,103
426	Wooden Cabinets - #1/3	1/11/23	13,277	1,432	1,432
427	Restroom and Floor Tile	2/23/23	50,981	5,630	5,630
<b>Total Other Depreciation</b>			<u>5,260,674</u>	<u>135,669</u>	<u>136,094</u>
<b>Total ACRS and Other Depreciation</b>			<u><u>5,260,674</u></u>	<u><u>135,669</u></u>	<u><u>136,094</u></u>
<b>Listed Property:</b>					
104	2016 Ford-4044	9/17/18	29,295	0	0
105	2016 Ford-4645	9/18/18	17,797	0	0
389	2017 Ford Explorer	3/11/22	26,393	0	0
			<u>73,485</u>	<u>0</u>	<u>0</u>
<b>Grand Totals</b>			<u><u>5,731,772</u></u>	<u><u>142,448</u></u>	<u><u>142,873</u></u>

# FL Future Depreciation Report

## Form 990, Page 1

FYE: 6/30/25

Asset	Description	Date In Service	Cost	FL
<b>Prior MACRS:</b>				
200	Roof improvements	12/04/18	10,858	0
201	MedOne Fitness Equipment	12/07/18	29,500	0
205	Treadmill - TRM 731, 700 P30	5/02/19	4,063	0
206	C240 Stretch Trainer	5/02/19	869	0
207	C0085ES In/Out Thigh, EXP TI, EN	5/02/19	2,364	0
209	Incline/Flat Bench (1 Each)	11/12/18	49	0
210	Hyperextension Bench (1 Each)	11/12/18	49	0
211	15 LB Dumbbells (1 Set)	11/12/18	10	0
212	50 LB Dumbbells (1 Set)	11/12/18	32	0
213	Straight Bar (Bench) 45 LBS (2 Sets)	11/12/18	65	0
214	Straight Bar (Bench) 35 LBS (1 Each)	11/12/18	24	0
215	EZ Curl Barbell 15 LBS (3 Each)	11/12/18	16	0
216	Everlast Heavy Bag/Punching Bag & Stand (1)	11/12/18	65	0
217	Kettlebells 5 LBS (1 Each)	11/12/18	2	0
218	Kettlebells 8 LBS (1 Each)	11/12/18	3	0
219	Kettlebells 10 LBS (2 Each)	11/12/18	6	0
220	Kettlebells 15 LBS (1 Each)	11/12/18	5	0
221	Medicine Ball Rack Holder (1 Each)	11/12/18	24	0
222	Weighted Medicine Balls 3 LBS (2 Each)	11/12/18	5	0
223	Weighted Medicine Balls 6 LBS (1 Each)	11/12/18	8	0
224	Weighted Medicine Balls 8 LBS (1 Each)	11/12/18	8	0
225	Weighted Medicine Balls (1 Each)	11/12/18	8	0
226	Weighted Medicine Balls 3 KG (2 Each)	11/12/18	5	0
227	Power Rope Ball 3 KG (1 Each)	11/12/18	5	0
228	Weighted Medicine Balls Blue (1 Each)	11/12/18	5	0
229	Weighted Medicine Balls 4 LBS (3 Each)	11/12/18	6	0
230	Weighted Medicine Balls Blue 6 LBS (1 Each)	11/12/18	8	0
231	Weighted Medicine Balls 5 KG (1 Each)	11/12/18	8	0
232	Slam Ball 30 LB (1 Each)	11/12/18	11	0
233	Weighted Medicine Ball 10 LB (1 Each)	11/12/18	5	0
234	Core Med Balls Plus W/Handles 10 LB (1 Each)	11/12/18	8	0
235	Core Med Balls Plus W/Handles 12 LBS (1 Each)	11/12/18	10	0
236	Core Med Balls Plus W/Handles 14 LBS (1 Each)	11/12/18	11	0
237	Core Med Balls Plus W/Handles 16 LBS (1 Each)	11/12/18	13	0
238	Core Med Balls Plus W/Handles 20 LBS (1 Each)	11/12/18	15	0
239	Core Med Balls Plus W/Handles 25 LBS (1 Each)	11/12/18	16	0
240	Balance Pad Blue (1 Each)	11/12/18	8	0
241	Bosu Balance (1 Each)	11/12/18	65	0
242	Reebok Core Board (1 Each)	11/12/18	32	0
243	Core Med Balls Plus W/Handles (2 Each)	11/12/18	10	0
244	Core Med Balls Plus W/Handles (1 Each)	11/12/18	5	0
245	Balance Discs Pink (1 Each)	11/12/18	6	0
246	Balance Discs Yellow (2 Each)	11/12/18	10	0
247	Foam Rollers (2)	11/12/18	13	0
248	Foam Roller 1/2 (1 Each)	11/12/18	5	0
249	Foam Roller 1/4 (1 Each)	11/12/18	5	0
250	Olympic Bench - Flat/Decline (1 Each)	11/12/18	49	0
251	Circuit Training Equip - Rope Attachment	11/12/18	8	0
252	Circuit Training Equip - Handle Attachment	11/12/18	10	0
253	Circuit Training Equip - Straight Bar Padded	11/12/18	13	0
254	Circuit Training Equip-Close V Grip Row Cable	11/12/18	10	0
255	Circuit Training Equip-V Grip Tricep Pushdown	11/12/18	10	0
256	Circuit Training Equip - EZ Curl Attachment	11/12/18	10	0
257	Circuit Training Equip - 2.5 LB Add On (2 EA)	11/12/18	2	0
258	Olympic Plates - 2.5 LBS (5 Each)	11/12/18	5	0
259	Olympic Plates - 5 LBS (7 Each)	11/12/18	11	0
260	Olympic Plate - 10 LBS (8 Each)	11/12/18	26	0
261	Olympic Plates - 25 LBS (5 Each)	11/12/18	40	0
262	Olympic Plates - 35 LBS (6 Each)	11/12/18	68	0
263	Olympic Plates - 45 LBS (14 Each)	11/12/18	204	0
264	Olympic Plates - Small Step (2 Each)	11/12/18	13	0
265	Olympic Plates - Small Step Risers (8 Each)	11/12/18	13	0
266	Olympic Plates - Massage Table For Stretching	11/12/18	146	0
267	Olympic Plate - Blue Tri Fold Tumbling Mats	11/12/18	340	0
268	Cardio Equip - Treadmills Freemotion (4 Each)	11/12/18	324	0
269	Cardio Equip - Treadmills/True (1 Each)	11/12/18	324	0
270	Cardio Equip - Ellipticals/Procore w/Arm Mvmt	11/12/18	324	0
271	Cardio Equip - Ellipticals/Procore w/o Arm Mv	11/12/18	324	0

# FL Future Depreciation Report

## Form 990, Page 1

FYE: 6/30/25

Asset	Description	Date In Service	Cost	FL
272	Cardio Equip - Ellipticals/Octane w/Arm Mvmt	11/12/18	566	0
273	Cardio Equip - Recumbank Bikes/Precore (1EA)	11/12/18	129	0
274	Cardio Equip - Stairmaster/Sportsmith(1EA)	11/12/18	81	0
275	Cardio Equip - Stairmaster Stepmill (1EA)	11/12/18	1,456	0
276	Cardio Equip - Spin Bikes/Star Trac	11/12/18	259	0
277	Cardio Equip - Spin Bikes/Spinner NXT (10 EA)	11/12/18	1,942	0
278	Cardio Equip - Rowing Machine/Concept 2 (1EA)	11/12/18	356	0
279	Cardio Equip - Pads Under Bikes (11 EA)	11/12/18	49	0
280	Cardio Equip - Floor Fans (3 EA)	11/12/18	24	0
281	Cardio Equip - Roman Chair/Empire (1 EA)	11/12/18	65	0
282	Fitness Equip - Small Steps (7 EA)	11/12/18	45	0
283	Fitness Equip - Reebok Steps (51EA)	11/12/18	1,651	0
284	Fitness Equip - Black Power System Mats(16EA)	11/12/18	52	0
285	Fitness Equip - Green Thick Mats (7 EA)	11/12/18	23	0
286	Fitness Equip - Green & Brown Yoga Mats	11/12/18	97	0
287	Fitness Equip - Neoprene Hand Weights 1-15LB	11/12/18	647	0
288	Fitness Equip - Neoprene Hand Weight Racks(2)	11/12/18	162	0
289	Fitness Equip - Resist A Balls (30 EA)	11/12/18	194	0
290	Fitness Equip - Straight Bars (20 EA)	11/12/18	129	0
291	Fitness Equip - Straight Bar Olym Plates	11/12/18	324	0
292	Fitness Equip - Spri Resist Tubing/Yellow	11/12/18	16	0
293	Fitness Equip - Spri Resist Tubing/Green	11/12/18	16	0
294	Fitness Equip - Spri Resist Tubing/Blue	11/12/18	16	0
295	Fitness Equip - Spri Resist Tubing/Black	11/12/18	16	0
296	Fitness Equip - Resist Tubing Holder Stand	11/12/18	29	0
297	Fitness Equip - PVC Resist A Ball Holder	11/12/18	16	0
298	Fitness Equip - Onkyo Group Fitness Stereo	11/12/18	129	0
299	Fitness Equip-Canton Sm White Speakers(2EA )	11/12/18	32	0
300	Fitness Equip - Black Floor Osc Fan (2 EA)	11/12/18	11	0
301	Fitness Equip - White Floor Fan (2 EA)	11/12/18	8	0
302	Core Med Balls Plus W/Handles (1 Each)	11/12/18	6	0
303	Foam Roller Speck Blue	11/12/18	13	0
304	Foam Roller 1/4 (1 Each)	11/12/18	5	0
305	EFX 635 Crosstrainer	2/11/20	3,710	0
306	RBK 635 Recumbent Cycle	2/11/20	1,977	0
308	1 Medball 20 LB Black	11/08/21	109	0
309	Rogue 25mm Bella Bar 2.0 (Black w/ Bright)	11/08/21	228	0
310	Rogue 25mm Bella Bar 2.0 (Black w/ Bright)	11/08/21	228	0
311	28.5MM Echo Bar 2.0 - Bright Sleeve Bright	11/08/21	257	0
312	28.5MM Echo Bar 2.0 - Bright Sleeve Bright	11/08/21	257	0
313	Rogue Echo Slam Ball - 30lbs	11/08/21	117	0
314	Rogue Echo Slam Ball - 40lbs	11/08/21	141	0
315	Medball 20 LB Black	11/08/21	109	0
316	Medball 25 LB Black	11/08/21	117	0
317	Medball 30 LB Black	11/08/21	126	0
318	Landmine Single 5/8	11/08/21	107	0
319	Rogue Bar Holder 2.0	11/08/21	157	0
320	Rogue Bar Holder 2.0	11/08/21	157	0
321	Rogue TB-2 Trap Bar	11/08/21	388	0
322	Rogue Chalk Stand	11/08/21	146	0
323	Fold Back Rack Stringer Pair	11/08/21	124	0
326	26LB Rogue Kettlebell	11/08/21	70	0
327	35LB Rogue Kettlebell	11/08/21	80	0
328	10LB Rogue Rubber Hex Dumbell - Pair	11/08/21	60	0
329	15LB Rogue Rubber Hex Dumbell - Pair	11/08/21	69	0
330	20LB Rogue Rubber Hex Dumbbell - Pair	11/08/21	84	0
331	25LB Rogue Rubber Hex Dumbbell - Pair	11/08/21	98	0
332	Rogue 5 - 50lbs Dumbbell Set - Kit Set	11/08/21	1,032	0
333	Rogue 55 - 100lbs Dumbbell Set - Kit Set	11/08/21	2,075	0
337	Concept 2 Wall Mounted Ski Erg with PM5	11/08/21	782	0
338	Concept 2 Ski Erg Floor Stand v2	11/08/21	192	0
339	Rogue Echo Gym Timer	11/08/21	287	0
340	Rogue ECHO Bike v2.0 - 2 Pack	11/08/21	1,507	0
341	Rogue Black Training Plate - 25lbs - Pair	11/08/21	219	0
342	Rogue Black Training Plate - 25lbs - Pair	11/08/21	219	0
343	Rogue Black Training Plate - 25lbs - Pair	11/08/21	219	0
344	Rogue Black Training Plate - 25lbs - Pair	11/08/21	219	0
345	Rogue Black Training Plate - 25lbs - Pair	11/08/21	219	0
346	Rogue Black Training Plate - 25lbs - Pair	11/08/21	219	0
347	Rogue Black Training Plate - 45lbs - Pair	11/08/21	319	0
348	Rogue Black Training Plate - 45lbs - Pair	11/08/21	319	0
349	Rogue Black Training Plate - 45lbs - Pair	11/08/21	319	0

# FL Future Depreciation Report

## Form 990, Page 1

FYE: 6/30/25

Asset	Description	Date In Service	Cost	FL
350	Rogue Black Training Plate - 45lbs - Pair	11/08/21	319	0
351	Rogue Black Training Plate - 45lbs - Pair	11/08/21	319	0
352	Rogue Black Training Plate - 45lbs - Pair	11/08/21	319	0
353	Rogue Echo Bumper - 10lbs - Pair	11/08/21	69	0
354	Rogue Echo Bumper - 10lbs - Pair	11/08/21	69	0
355	Rogue Echo Bumper - 10lbs - Pair	11/08/21	69	0
356	Rogue HG 2.0 Collars	11/08/21	50	0
357	Rogue HG 2.0 Collars	11/08/21	50	0
358	Rogue V2 Bumper Stacker	11/08/21	99	0
359	Rogue V2 Bumper Stacker	11/08/21	99	0
360	Rogue V2 Bumper Stacker	11/08/21	99	0
361	Rogue V2 Bumper Stacker	11/08/21	99	0
362	B-2 Rogue Flat Utility Bench - Bolt Version	11/08/21	238	0
363	B-2 Rogue Flat Utility Bench - Bolt Version	11/08/21	238	0
364	Rogue X-43 Parallel Cross Member	11/08/21	141	0
365	Rogue X-43 Parallel Cross Member	11/08/21	141	0
366	Rogue X-43 Parallel Cross Member	11/08/21	141	0
367	Rogue X-43 Parallel Cross Member	11/08/21	141	0
368	SR-1S Short Handle Bearing Speed Rope 2.0	11/08/21	42	0
369	SR-1S Short Handle Bearing Speed Rope 2.0	11/08/21	42	0
370	SR-1S Short Handle Bearing Speed Rope 2.0	11/08/21	42	0
371	SR-1S Short Handle Bearing Speed Rope 2.0	11/08/21	42	0
372	SR-1S Short Handle Bearing Speed Rope 2.0	11/08/21	42	0
373	SR-1 Bearing Speed Rope 2.0	11/08/21	41	0
374	SR-1 Bearing Speed Rope 2.0	11/08/21	41	0
375	SR-1 Bearing Speed Rope 2.0	11/08/21	41	0
376	SR-1 Bearing Speed Rope 2.0	11/08/21	41	0
377	SR-1 Bearing Speed Rope 2.0	11/08/21	41	0
378	SR-1L Long Handle Bearing Speed Rope 2.0	11/08/21	42	0
379	SR-1L Long Handle Bearing Speed Rope 2.0	11/08/21	42	0
380	SR-1L Long Handle Bearing Speed Rope 2.0	11/08/21	42	0
381	SR-1L Long Handle Bearing Speed Rope 2.0	11/08/21	42	0
382	SR-1L Long Handle Bearing Speed Rope 2.0	11/08/21	42	0
383	TV - Teen Room	11/19/21	693	0
384	TV - Outside Fitness	11/19/21	645	0
385	RevGear Equipment - Striker Bag	9/20/21	2,674	0
386	Crossover Symmetry Equipment	10/20/21	278	0
388	Computer	12/28/21	925	0
390	Precor FTS Glide Black Pearl	2/04/22	3,474	0
391	Neo-Hex Club Pack - Weights	5/11/22	1,430	0
392	KrankCycle	6/14/22	700	0
393	Couch - Teen Room	5/13/22	1,412	0
394	TV - Classroom	2/18/22	1,765	0
395	Bookshelf Wheel 4 Pack	1/12/22	86	0
396	2 Pack Chnagne Plate Storage	1/12/22	75	0
397	Rogue 3 Tier Bookshelf Unit 70" Section	1/12/22	701	0
398	Rogue Vertical Plate Tree 2.0	1/12/22	253	0
399	Rogue Vertical Plate Tree 2.0	1/12/22	253	0
400	3 Tier Universal Storage System 2.0	1/12/22	915	0
401	3 Tier Universal Storage System 2.0	1/12/22	915	0
402	Vertical Plate Tree Bumper Stacker Wheel Set	1/12/22	76	0
403	Vertical Plate Tree Bumper Stacker Wheel Set	1/12/22	76	0
404	Vertical Plate Tree Bumper Stacker Wheel Set	1/12/22	76	0
405	Vertical Plate Tree Bumper Stacker Wheel Set	1/12/22	76	0
406	5 Pack Bison Chalk Ball	1/12/22	61	0
407	A/C System	5/02/22	13,912	357
409	Sign	3/23/22	993	0
410	Laptop	3/23/22	825	0
411	Shade System	6/14/22	12,269	0
412	Shower Renovation Phase #1	6/14/22	30,000	0
413	Phone System	6/10/22	3,499	0
414	Phone System	6/03/22	2,993	0
416	Bollards	7/01/22	532	0
417	Cubbies	7/09/22	3,757	0
418	Fridges	7/26/22	6,409	0
420	Bottle Filling Station	8/08/22	5,985	0
422	Demolition of Shower - Renovation	9/19/22	19,370	0
423	Foyer Seating	11/01/22	2,872	0
424	Shower Renovations Phase #3	11/02/22	3,700	0
428	Strength Exercise Equipment	3/01/23	2,464	86
429	Wooden Cabinets - #2/3	4/05/23	10,622	142
430	Shower Renovation #4	5/03/23	38,565	514



# FL Future Depreciation Report

## Form 990, Page 1

FYE: 6/30/25

Asset	Description	Date In Service	Cost	FL
431	Wooden Cabinet - #3/3	5/03/23	2,655	35
432	Fridge	9/05/23	1,236	53
433	Ice Machine	9/15/23	6,900	296
434	Leasehold Improvement - Replenish paint	1/10/24	7,054	188
435	Leasehold Improvements - Community Center	1/10/24	28,394	757
436	Leasehold Improvements - Paint Stage and Hall	1/10/24	6,302	168
437	Concrete by side of gym door	2/07/24	1,380	37
438	Paver work on playground	2/07/24	3,800	101
439	Air & Energy - Air Conditioning	6/30/24	50,000	1,333
440	Computer	2/13/24	915	124
441	72x24 Mobile Training Table #1	4/16/24	368	14
442	Counter Table	1/10/24	1,272	130
443	Counters Stool #1	1/10/24	286	29
444	Counters Stool #2	1/10/24	286	29
445	Counters Stool #3	1/10/24	286	29
446	Counters Stool #4	1/10/24	286	29
447	Blue Iron Chairs #1	1/10/24	635	65
448	Blue Iron Chairs #2	1/10/24	635	65
449	Blue Iron Chairs #3	1/10/24	635	64
450	Blue Iron Chairs #4	1/10/24	635	64
451	Black End Table #1	1/10/24	317	32
452	Black End Table #2	1/10/24	317	32
453	Teal Stool for Bathroom #1	1/10/24	32	4
454	Teal Stool for Bathroom #2	1/10/24	32	4
455	Full Length Mirrors #1	1/10/24	95	10
456	Full Length Mirrors #2	1/10/24	95	10
457	Baskets	1/10/24	57	6
458	EFX 635 Crosstrainer	5/31/24	4,477	494
459	30LB Rouge Rubber Hex Dumbbell	1/17/24	132	14
460	72x24 Mobile Training Table #2	4/16/24	0	0
461	72x24 Mobile Training Table #3	4/16/24	368	14
462	72x24 Mobile Training Table #4	4/16/24	368	14
463	72x24 Mobile Training Table #5	4/16/24	368	14
464	72x24 Mobile Training Table #6	4/16/24	368	14
465	Plastic Stackable Chair #1	5/14/24	69	8
466	Plastic Stackable Chair #2	5/14/24	69	8
467	Plastic Stackable Chair #3	5/14/24	69	8
468	Plastic Stackable Chair #4	5/14/24	69	8
469	Plastic Stackable Chair #5	5/14/24	69	8
470	Plastic Stackable Chair #6	5/14/24	69	8
471	Plastic Stackable Chair #7	5/14/24	69	8
472	Plastic Stackable Chair #8	5/14/24	69	8
473	Plastic Stackable Chair #9	5/14/24	69	8
474	Plastic Stackable Chair #10	5/14/24	69	8
475	Plastic Stackable Chair #11	5/14/24	69	8
476	Plastic Stackable Chair #12	5/14/24	69	8
477	Plastic Stackable Chair #13	5/14/24	69	8
478	Plastic Stackable Chair #14	5/14/24	69	8
479	Plastic Stackable Chair #15	5/14/24	69	8
480	Plastic Stackable Chair #16	5/14/24	69	8
481	Plastic Stackable Chair #17	5/14/24	69	8
482	Plastic Stackable Chair #18	5/14/24	69	8
483	Plastic Stackable Chair #19	5/14/24	69	8
484	Plastic Stackable Chair #20	5/14/24	69	8
485	Plastic Stackable Chair #21	5/14/24	69	8
486	Plastic Stackable Chair #22	5/14/24	69	8
487	Plastic Stackable Chair #23	5/14/24	69	8
488	Plastic Stackable Chair #24	5/14/24	69	8
489	Plastic Stackable Chair #25	5/14/24	69	8
490	Plastic Stackable Chair #26	5/14/24	69	8
491	Plastic Stackable Chair #27	5/14/24	69	8
492	Plastic Stackable Chair #28	5/14/24	69	8
493	Plastic Stackable Chair #29	5/14/24	69	8
494	Plastic Stackable Chair #30	5/14/24	69	8
495	Plastic Stackable Chair #31	5/14/24	69	8
496	Plastic Stackable Chair #32	5/14/24	69	8
497	Plastic Stackable Chair #33	5/14/24	69	8
498	Plastic Stackable Chair #34	5/14/24	69	8
499	Plastic Stackable Chair #35	5/14/24	69	8
500	Plastic Stackable Chair #36	5/14/24	69	8
501	Plastic Stackable Chair #37	5/14/24	69	8
502	Plastic Stackable Chair #38	5/14/24	69	8

# FL Future Depreciation Report

## Form 990, Page 1

FYE: 6/30/25

Asset	Description	Date In Service	Cost	FL
503	Plastic Stackable Chair #39	5/14/24	69	8
504	Plastic Stackable Chair #40	5/14/24	69	8
505	Plastic Stackable Chair #41	5/14/24	69	8
506	Plastic Stackable Chair #42	5/14/24	69	8
507	Plastic Stackable Chair #43	5/14/24	69	8
508	Plastic Stackable Chair #44	5/14/24	69	8
509	Soudn Equipment Hookup	5/01/24	2,385	64
510	Repair to Field Lights	6/14/24	8,960	239
511	TRM 731 Treadmill	5/31/24	5,175	570
512	35LB Rogue Kettlebell	1/17/24	86	9
513	26LB Rougue Kettlebell	1/17/24	73	7
514	18LB Rougue Kettlebell	1/17/24	53	5
515	#0 Orange Band	1/17/24	22	3
516	#0 Orange Band	1/17/24	22	3
517	Pull-up Package 2	1/17/24	89	9
518	Pull-up Package 2	1/17/24	89	9
519	Pull-up Package	1/17/24	94	10
520	Pull-up Package 2	1/17/24	94	10
521	20LB Rougue Rubber Hex Dumbbell	1/17/24	93	9
522	25LB Rougue Rubber Hex Dumbbell	1/17/24	119	12
			<u>397,245</u>	<u>6,682</u>

**Other Depreciation:**

8	GYM PA Speaker	10/28/99	255	0
9	Gym PA Equipment	11/16/99	609	0
10	Gym PA System	3/06/03	504	0
11	Wall Plaques	8/22/07	4,794	0
12	Donor Wall	8/22/07	23,320	0
13	Building	8/22/07	4,702,458	120,576
14	Card Access System	7/01/08	1,722	0
15	Gym Lights	8/01/08	15,544	0
16	Air and Energy	9/20/13	2,237	89
17	Air and Energy	11/01/13	21,520	861
18	3000 SF Rolled	8/12/14	5,619	46
19	2nd floor walls	9/04/14	9,529	381
20	Gym Renovatior	11/27/14	7,547	302
21	Piano	6/30/93	3,545	0
22	Two Benches	6/30/93	250	0
24	Chairs	5/30/95	2,848	0
25	Bleachers	1/01/97	4,770	0
26	Stage	1/25/97	5,868	0
27	Refrigerator	12/15/97	949	0
29	Pitching Machine	6/04/98	1,086	0
30	Office Chair	4/15/99	900	0
31	Tables & Chairs	5/25/99	3,147	0
32	Folding Chairs	6/10/99	1,869	0
35	Table and Chairs	9/30/02	2,000	0
37	Trailer Conn	9/30/02	3,547	0
42	8 White Plastic	10/22/04	1,676	0
44	Fabric upholstery	3/28/00	3,883	0
47	Phone System	8/22/07	18,802	0
50	Vacumm	8/22/07	550	0
51	Scoreboard	8/22/07	5,835	0
52	Basket ball hoop	8/22/07	9,400	0
53	Kitchen Equipment	8/22/07	44,672	0
54	Partitions	8/22/07	18,950	0
56	Office Chairs	8/22/07	3,000	0
57	Folding Chairs	8/22/07	2,250	0
58	Benches	8/22/07	3,004	0
59	Privacy Wall	8/22/07	1,927	0
62	Bistro Table	8/22/07	750	0
63	Folding table	8/22/07	2,400	0
64	Server System	8/22/07	1,800	0
66	Membership System	8/22/07	1,425	0
70	Trash Cans	8/22/07	1,092	0
74	Lockers	6/28/10	649	0
76	HP ML150G6	5/01/12	3,000	0
78	Sound Booth	8/10/12	10,900	0
79	Outdoor Scoreboard	8/10/12	5,442	0

# FL Future Depreciation Report

## Form 990, Page 1

FYE: 6/30/25

Asset	Description	Date In Service	Cost	FL
82	Equipment	12/27/13	2,017	0
83	Microsoft Office	9/29/13	1,285	0
89	Field Light	6/30/95	500	0
90	Field Lights	9/20/95	17,668	0
91	Fence	8/01/96	1,080	0
92	Well Drilling	7/16/99	6,300	0
93	Tennis Court	9/14/00	4,400	113
94	Tennis Court	8/22/07	19,600	0
95	Playground	8/22/07	53,215	0
96	Fence	8/22/07	1,309	0
97	Sod	8/22/07	14,950	0
98	Trees	8/22/07	24,520	0
99	Trees	8/22/07	5,011	0
100	Field Reno Sod	8/23/13	5,374	0
101	Field Reno Soc	9/20/13	9,836	0
102	Tennis Court	2/05/15	17,875	1,043
103	Fence	1/03/18	8,882	444
208	Rogue Fitness Equipment	7/01/18	15,290	0
387	Leasehold Improve Showers	12/29/21	2,500	166
415	Leasehold Improve Showers Draw #2	6/03/22	2,750	183
421	Shower Renovations Phase #2	9/19/22	10,000	1,040
425	Flooring for Downstairs	1/01/23	19,500	2,103
426	Wooden Cabinets - #1/3	1/11/23	13,277	1,432
427	Restroom and Floor Tile	2/23/23	50,981	5,630
<b>Total Other Depreciation</b>			<u>5,275,964</u>	<u>134,409</u>
<b>Total ACRS and Other Depreciation</b>			<u><u>5,275,964</u></u>	<u><u>134,409</u></u>
<b>Listed Property:</b>				
104	2016 Ford-4044	9/17/18	29,295	0
105	2016 Ford-4645	9/18/18	17,797	0
389	2017 Ford Explorer	3/11/22	26,393	0
			<u>73,485</u>	<u>0</u>
<b>Grand Totals</b>			<u><u>5,746,694</u></u>	<u><u>141,091</u></u>

Form <b>990</b>	<b>Event Income and Deduction Worksheet</b>	<b>2023</b>
Description <b>Concerts</b>		
Name <b>Anna Maria Island Community Center</b>		Taxpayer Identification Number <b>**-***6231</b>

Use this worksheet to verify data entered for a specific activity on your form 990/990EZ

**Income & Expense Summary:**

1. Gross receipts or sales	1.	<b>351,148</b>
2. Advertising income	2.	
3. Circulation income	3.	
4. Other income	4.	
5. Returns and allowances	5.	
6. Contributions received	6.	
7. <b>Total revenue.</b> Add lines 1 through 6	7.	<b>351,148</b>
8. Cost of Goods Sold	8.	
9. Employment Expense	9.	
10. Fees for services	10.	
11. Indirect Expense	11.	
12. Depreciation Expense	12.	
13. Exempt Activity Expense	13.	
14. Fundraising Expense	14.	
15. <b>Total expenses.</b> Add lines 8 through 14	15.	
16. <b>Net Income/Loss.</b> Line 7 minus Line 15	16.	<b>351,148</b>

**Expense Details - Cost of Goods Sold:**

Beginning inventory	
Purchases	
Labor	
Section 263A costs	
Other costs	
Ending inventory	
<b>Total Cost of Goods Sold</b>	

**Expense Details - Employment Expense:**

Compensation of officers	
Other salaries and wages	
Pension plan contributions	
Other employee benefits	
Payroll taxes	
<b>Total Employment Expense</b>	

**Expense Details - Fees for Services:**

Management	
Legal	
Accounting	
Lobbying	
Professional fundraising	
Investment management	
Other	
<b>Total Fees for Services</b>	

**Information is indicated for use on Form 990-T, Schedule A:**

Schedule A, UBIT Activity Code	Seq #
<input type="checkbox"/> Part V, Debt Financing	
<input type="checkbox"/> Part VI, Controlled Org Income	
<input type="checkbox"/> Part VII, Investments for C(7)(9)(17)	
<input type="checkbox"/> Part VIII, Exploited Activities	
<input type="checkbox"/> Part IX, Advertising Income	

**Expense Details - Indirect Expense:**

Advertising and promotion	
Office	
Printing/publication/postage	
Info technology/Maintenance	
Royalties & License Fees	
Occupancy/Real Estate Taxes	
Travel & Repairs	
Travel/entertainment (officials)	
Conferences/meetings	
Interest	
Insurance	
<b>Total Indirect Expense</b>	

**Expense Details - Depreciation Expense:**

On investment property	
On non-investment property	
Amortization	
Depletion	
<b>Total Depreciation Expense</b>	

**Expense Details - Exempt Activity Expense:**

Repairs and Maintenance	
Bad debts	
Taxes/licenses	
Charitable contributions	
Dividend recd deductions	
Readership costs	
Other expenses	
<b>Total Exempt Activity Expense</b>	

**Expense Details - Fundraising Expense:**

Cash prizes	
Non-cash prizes	
Rent and facility costs	
Food & beverages (Part II only)	
Entertainment (Part II only)	
Other direct expenses	
<b>Total Fundraising Expense</b>	

**Allocation of Expense to Program Service Accomplishments:**

First	
Second	
Third	
All other	

Form <b>990</b>	<b>Event Income and Deduction Worksheet</b>	<b>2023</b>
Description <b>Wine Tasting</b>		
Name <b>Anna Maria Island Community Center</b>		Taxpayer Identification Number <b>**-***6231</b>

Use this worksheet to verify data entered for a specific activity on your form 990/990EZ

Income & Expense Summary:

1. Gross receipts or sales	1.	<b>27,802</b>
2. Advertising income	2.	
3. Circulation income	3.	
4. Other income	4.	
5. Returns and allowances	5.	
6. Contributions received	6.	
7. <b>Total revenue.</b> Add lines 1 through 6	7.	<b>27,802</b>
8. Cost of Goods Sold	8.	
9. Employment Expense	9.	
10. Fees for services	10.	
11. Indirect Expense	11.	
12. Depreciation Expense	12.	
13. Exempt Activity Expense	13.	
14. Fundraising Expense	14.	
15. <b>Total expenses.</b> Add lines 8 through 14	15.	
16. <b>Net Income/Loss.</b> Line 7 minus Line 15	16.	<b>27,802</b>

Expense Details - Cost of Goods Sold:

Beginning inventory	
Purchases	
Labor	
Section 263A costs	
Other costs	
Ending inventory	
<b>Total Cost of Goods Sold</b>	

Expense Details - Employment Expense:

Compensation of officers	
Other salaries and wages	
Pension plan contributions	
Other employee benefits	
Payroll taxes	
<b>Total Employment Expense</b>	

Expense Details - Fees for Services:

Management	
Legal	
Accounting	
Lobbying	
Professional fundraising	
Investment management	
Other	
<b>Total Fees for Services</b>	

Expense Details - Indirect Expense:

Advertising and promotion	
Office	
Printing/publication/postage	
Info technology/Maintenance	
Royalties & License Fees	
Occupancy/Real Estate Taxes	
Travel & Repairs	
Travel/entertainment (officials)	
Conferences/meetings	
Interest	
Insurance	
<b>Total Indirect Expense</b>	

Expense Details - Depreciation Expense:

On investment property	
On non-investment property	
Amortization	
Depletion	
<b>Total Depreciation Expense</b>	

Expense Details - Exempt Activity Expense:

Repairs and Maintenance	
Bad debts	
Taxes/licenses	
Charitable contributions	
Dividend recd deductions	
Readership costs	
Other expenses	
<b>Total Exempt Activity Expense</b>	

Expense Details - Fundraising Expense:

Cash prizes	
Non-cash prizes	
Rent and facility costs	
Food & beverages (Part II only)	
Entertainment (Part II only)	
Other direct expenses	
<b>Total Fundraising Expense</b>	

Allocation of Expense to Program Service Accomplishments:

First	
Second	
Third	
All other	

Information is indicated for use on Form 990-T, Schedule A:

Schedule A, UBIT Activity Code      Seq #

<input type="checkbox"/>	Part V, Debt Financing
<input type="checkbox"/>	Part VI, Controlled Org Income
<input type="checkbox"/>	Part VII, Investments for C(7)(9)(17)
<input type="checkbox"/>	Part VIII, Exploited Activities
<input type="checkbox"/>	Part IX, Advertising Income

Form <b>990</b>	<b>Event Income and Deduction Worksheet</b>	<b>2023</b>
Description <b>All other Fundraising</b>		
Name <b>Anna Maria Island Community Center</b>		Taxpayer Identification Number <b>**-***6231</b>

Use this worksheet to verify data entered for a specific activity on your form 990/990EZ

**Income & Expense Summary:**

1. Gross receipts or sales	1.	<b>202,090</b>
2. Advertising income	2.	
3. Circulation income	3.	
4. Other income	4.	
5. Returns and allowances	5.	
6. Contributions received	6.	
7. <b>Total revenue.</b> Add lines 1 through 6	7.	<b>202,090</b>
8. Cost of Goods Sold	8.	
9. Employment Expense	9.	
10. Fees for services	10.	
11. Indirect Expense	11.	
12. Depreciation Expense	12.	
13. Exempt Activity Expense	13.	
14. Fundraising Expense	14.	<b>344,313</b>
15. <b>Total expenses.</b> Add lines 8 through 14	15.	<b>344,313</b>
16. <b>Net Income/Loss.</b> Line 7 minus Line 15	16.	<b>-142,223</b>

**Expense Details - Cost of Goods Sold:**

Beginning inventory	
Purchases	
Labor	
Section 263A costs	
Other costs	
Ending inventory	
<b>Total Cost of Goods Sold</b>	

**Expense Details - Employment Expense:**

Compensation of officers	
Other salaries and wages	
Pension plan contributions	
Other employee benefits	
Payroll taxes	
<b>Total Employment Expense</b>	

**Expense Details - Fees for Services:**

Management	
Legal	
Accounting	
Lobbying	
Professional fundraising	
Investment management	
Other	
<b>Total Fees for Services</b>	

**Expense Details - Indirect Expense:**

Advertising and promotion	
Office	
Printing/publication/postage	
Info technology/Maintenance	
Royalties & License Fees	
Occupancy/Real Estate Taxes	
Travel & Repairs	
Travel/entertainment (officials)	
Conferences/meetings	
Interest	
Insurance	
<b>Total Indirect Expense</b>	

**Expense Details - Depreciation Expense:**

On investment property	
On non-investment property	
Amortization	
Depletion	
<b>Total Depreciation Expense</b>	

**Expense Details - Exempt Activity Expense:**

Repairs and Maintenance	
Bad debts	
Taxes/licenses	
Charitable contributions	
Dividend recd deductions	
Readership costs	
Other expenses	
<b>Total Exempt Activity Expense</b>	

**Expense Details - Fundraising Expense:**

Cash prizes	
Non-cash prizes	
Rent and facility costs	
Food & beverages (Part II only)	
Entertainment (Part II only)	
Other direct expenses	<b>344,313</b>
<b>Total Fundraising Expense</b>	<b>344,313</b>

**Information is indicated for use on Form 990-T, Schedule A:**

Schedule A, UBIT Activity Code	Seq #
<input type="checkbox"/> Part V, Debt Financing	
<input type="checkbox"/> Part VI, Controlled Org Income	
<input type="checkbox"/> Part VII, Investments for C(7)(9)(17)	
<input type="checkbox"/> Part VIII, Exploited Activities	
<input type="checkbox"/> Part IX, Advertising Income	

**Allocation of Expense to Program Service Accomplishments:**

First	
Second	
Third	
All other	

<b>SCHEDULE G</b> <b>(Form 990 or 990-EZ)</b>		<b>Fundraising Other Events</b>			<b>2023</b>
		For calendar year 2023, or tax year beginning <b>07/01/23</b> , and ending <b>06/30/24</b>			
Name <b>Anna Maria Island Community Center</b>					Employer Identification Number <b>**-***6231</b>
Revenue		(a) Other event <b>Wine Tasting</b> (event type)	(b) Other event _____ (event type)	(c) Other event _____ (event type)	(d) Total other events (add col. (a) through col. (c))
	1 Gross receipts	<b>27,802</b>			<b>27,802</b>
	2 Less: Charitable contributions				
	3 Gross income (line 1 minus line 2)	<b>27,802</b>			<b>27,802</b>
Direct Expenses	4 Cash prizes				
	5 Noncash prizes				
	6 Rent/facility costs				
	7 Food/beverages				
	8 Entertainment				
	9 Other expenses				

Form <b>990</b>		Two Year Comparison Report		2022 & 2023	
		For calendar year 2023, or tax year beginning <b>07/01/23</b> , ending <b>06/30/24</b>			
Name				Taxpayer Identification Number	
Anna Maria Island Community Center				**-***6231	
Revenue			2022	2023	Differences
	1. Contributions, gifts, grants	1.	71,634	127,549	55,915
	2. Membership dues and assessments	2.			
	3. Government contributions and grants	3.	389,636	429,713	40,077
	4. Program service revenue	4.	780,039	901,156	121,117
	5. Investment income	5.			
	6. Proceeds from tax exempt bonds	6.			
	7. Net gain or (loss) from sale of assets other than inventory	7.			
	8. Net income or (loss) from fundraising events	8.	166,054	236,727	70,673
	9. Net income or (loss) from gaming	9.			
	10. Net gain or (loss) on sales of inventory	10.			
	11. Other revenue	11.	48,625	83,444	34,819
12. Total revenue. Add lines 1 through 11	12.	1,455,988	1,778,589	322,601	
Expenses	13. Grants and similar amounts paid	13.			
	14. Benefits paid to or for members	14.			
	15. Compensation of officers, directors, trustees, etc.	15.			
	16. Salaries, other compensation, and employee benefits	16.	722,720	691,258	-31,462
	17. Professional fundraising fees	17.			
	18. Other professional fees	18.	507,252	474,255	-32,997
	19. Occupancy, rent, utilities, and maintenance	19.	208,560	239,792	31,232
	20. Depreciation and Depletion	20.	168,499	161,629	-6,870
	21. Other expenses	21.	96,230	110,565	14,335
	22. Total expenses. Add lines 13 through 21	22.	1,703,261	1,677,499	-25,762
	23. Excess or (Deficit). Subtract line 22 from line 12	23.	-247,273	101,090	348,363
Other Information	24. Total exempt revenue	24.	1,455,988	1,778,589	322,601
	25. Total unrelated revenue	25.			
	26. Total excludable revenue	26.	828,664	984,600	155,936
	27. Total assets	27.	4,373,969	4,472,961	98,992
	28. Total liabilities	28.	389,779	387,681	-2,098
	29. Retained earnings	29.	3,984,190	4,085,280	101,090
	30. Number of voting members of governing body	30.	9	9	
	31. Number of independent voting members of governing body	31.	9	9	
32. Number of employees	32.	35	31		
33. Number of volunteers	33.				



Form <b>990</b>	<b>Tax Return History</b>	<b>2023</b>
-----------------	---------------------------	-------------

Name <b>Anna Maria Island Community Center</b>	Employer Identification Number <b>**-***6231</b>
---	---

	2019	2020	2021	2022	2023	2024
Contributions, gifts, grants .....	781,570	911,595	728,845	461,270	557,262	
Membership dues .....						
Program service revenue .....	468,585	418,702	645,075	780,039	901,156	
Capital gain or loss .....						
Investment income .....						
Fundraising revenue (income/loss) .....	71,649	65,376	105,429	166,054	236,727	
Gaming revenue (income/loss) .....						
Other revenue .....			-85,752	48,625	83,444	
<b>Total revenue</b> .....	<b>1,321,804</b>	<b>1,395,673</b>	<b>1,393,597</b>	<b>1,455,988</b>	<b>1,778,589</b>	
Grants and similar amounts paid .....						
Benefits paid to or for members .....						
Compensation of officers, etc. ....						
Other compensation .....	496,251	476,899	568,873	722,720	691,258	
Professional fees .....	315,670	288,098	564,928	507,252	474,255	
Occupancy costs .....	170,076	165,014	185,496	208,560	239,792	
Depreciation and depletion .....	141,225	141,557	145,415	168,499	161,629	
Other expenses .....	68,407	69,209	71,586	96,230	110,565	
<b>Total expenses</b> .....	<b>1,191,629</b>	<b>1,140,777</b>	<b>1,536,298</b>	<b>1,703,261</b>	<b>1,677,499</b>	
<b>Excess or (Deficit)</b> .....	<b>130,175</b>	<b>254,896</b>	<b>-142,701</b>	<b>-247,273</b>	<b>101,090</b>	
Total exempt revenue .....	1,321,804	1,395,673	1,393,597	1,455,988	1,778,589	
Total unrelated revenue .....						
Total excludable revenue .....	468,585	418,702	559,323	828,664	984,600	
Total Assets .....	4,285,913	4,609,939	4,541,722	4,373,969	4,472,961	
Total Liabilities .....	166,645	235,775	310,259	389,779	387,681	
Net Fund Balances .....	4,119,268	4,374,164	4,231,463	3,984,190	4,085,280	








# 2022-2023 Form 990 Return -Anna Maria Island Community Center

Final Audit Report

2025-04-30

Created:	2025-04-30
By:	Edesk Ellentoncpa (edesk@ellentoncpa.com)
Status:	Signed
Transaction ID:	CBJCHBCAABAAJjax7C9mXy5zj8-rzhjjWgyv2sW5he6D

## "2022-2023 Form 990 Return -Anna Maria Island Community Center" History

-  Document created by Edesk Ellentoncpa (edesk@ellentoncpa.com)  
2025-04-30 - 7:25:42 PM GMT
-  Document emailed to chris@centerami.org for signature  
2025-04-30 - 7:27:04 PM GMT
-  Email viewed by chris@centerami.org  
2025-04-30 - 7:30:43 PM GMT
-  chris@centerami.org entered valid password assigned by the sender.  
2025-04-30 - 7:31:06 PM GMT
-  Signer chris@centerami.org entered name at signing as Christopher Culhane  
2025-04-30 - 7:32:10 PM GMT
-  Document e-signed by Christopher Culhane (chris@centerami.org)  
Signature Date: 2025-04-30 - 7:32:12 PM GMT - Time Source: server
-  Agreement completed.  
2025-04-30 - 7:32:12 PM GMT